

Post-Appointment Assessment

Description:

Date Created: 8/11/2008 12:20:13 PM

Date Range: 8/14/2008 12:00:00 AM - 6/1/2009 11:59:00 PM

Total Respondents: 97

Q1. What is your academic classification?

Count	Percent		
21	24.14%		Freshman
15	17.24%		Sophomore
8	9.20%		Junior
34	39.08%		Senior
5	5.75%		Graduate student
4	4.60%		Alumnus
87	Respondents		

Q2. With which Career Consultant did you meet?

Count	Percent		
24	27.59%		Dr. Denisha Sanders, Director of Career Services
44	50.57%		Ms. Sarah Francisco, Assistant Director of Career Services
19	21.84%		Ms. Kathleen Frank, Graduate Assistant
87	Respondents		




Q3. What was the purpose of your career consulting appointment?

Count	Percent																										
18	20.93%		Choosing a major																								
16	18.60%		Choosing a career																								
3	3.49%		Job search																								
36	41.86%		Resume critique/assistance																								
2	2.33%		Mock interview																								
1	1.16%		Interview advice																								
3	3.49%		Graduate school planning																								
7	8.14%		Other (check here to specify)																								
<table border="1"> <thead> <tr> <th>Count</th> <th>Percent</th> <th></th> <th></th> </tr> </thead> <tbody> <tr> <td>1</td> <td>14.29%</td> <td></td> <td>academic advising</td> </tr> <tr> <td>1</td> <td>14.29%</td> <td></td> <td>General information</td> </tr> <tr> <td>1</td> <td>14.29%</td> <td></td> <td>Internship info</td> </tr> <tr> <td>1</td> <td>14.29%</td> <td></td> <td>internships</td> </tr> <tr> <td>1</td> <td>14.29%</td> <td></td> <td>Interships</td> </tr> </tbody> </table>				Count	Percent			1	14.29%		academic advising	1	14.29%		General information	1	14.29%		Internship info	1	14.29%		internships	1	14.29%		Interships
Count	Percent																										
1	14.29%		academic advising																								
1	14.29%		General information																								
1	14.29%		Internship info																								
1	14.29%		internships																								
1	14.29%		Interships																								
86	Respondents																										

Q4. How well did your career consulting appointment meet your expectations?

Count	Percent		
61	71.76%		Exceeded my expectations
22	25.88%		Met my expectations
2	2.35%		Somewhat met my expectations
0	0.00%		Did not meet my expectations
85	Respondents		

Q5. Do you have a clearly-defined action plan to address the next steps you need to take related to your career planning?

Count	Percent		
78	91.76%		Yes
1	1.18%		No
6	7.06%		Unsure
85	Respondents		