

Grad Finale Survey - Fall 2010

Description: This survey will be administered to students attending Grad Finale via laptops at our station.

Date Created: 10/13/2010 2:49:07 PM

Date Range: 10/15/2010 12:00:00 AM - 12/31/2010 11:59:00 PM

Total Respondents: 266

Q1. What is most likely to be your principal activity upon graduation?

Count	Percent		
188	70.68%		Employment, full-time paid
9	3.38%		Employment, part-time paid
40	15.04%		Graduate or professional school, full time
13	4.89%		Graduate or professional school, part time
1	0.38%		Additional undergraduate coursework
6	2.26%		Military service
2	0.75%		Volunteer activity (e.g., Peace Corps)
2	0.75%		Starting or raising a family
5	1.88%		Other (please specify)

Count	Percent		
1	20.00%		internship
1	20.00%		moving to Italy
1	20.00%		start own business
1	20.00%		teaching
1	20.00%		traveling

266 Respondents

Q2. Have you accepted a job or are you currently employed and planning to stay in your current position after graduation?

Count	Percent		
91	34.21%		Yes
175	65.79%		No




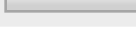







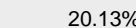

266 Respondents

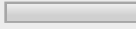



























Q3. Please provide the following information regarding your employment situation:

Count	Respondent %	Response %	
89	97.80%	19.69%	Position title:




Count	Percent		
1	1.12%		2ND LIEUTENANT
1	1.12%		5th grade teacher
1	1.12%		Accountant
1	1.12%		Administrative Support Associate
1	1.12%		Art Teacher
1	1.12%		Assistant Center Manager
1	1.12%		assistant football coach
1	1.12%		associate teacher
2	2.25%		Associate Teacher
1	1.12%		Band Director
1	1.12%		Bookkeeper
1	1.12%		bt coordinator

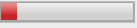
1	1.12%	<input type="checkbox"/>	Career Development Assistant
1	1.12%	<input type="checkbox"/>	cashier
2	2.25%	<input type="checkbox"/>	Certified Nursing Assistant
1	1.12%	<input type="checkbox"/>	certified pharmacy tech
1	1.12%	<input type="checkbox"/>	Counselor
1	1.12%	<input type="checkbox"/>	CSR
1	1.12%	<input type="checkbox"/>	department manager
1	1.12%	<input type="checkbox"/>	detective
1	1.12%	<input type="checkbox"/>	EC teacher
1	1.12%	<input type="checkbox"/>	EC TEACHER
1	1.12%	<input type="checkbox"/>	Education Specialist
1	1.12%	<input type="checkbox"/>	Educator
1	1.12%	<input type="checkbox"/>	Eligibility Caseworker
1	1.12%	<input type="checkbox"/>	English Teacher
1	1.12%	<input type="checkbox"/>	Financial Services
1	1.12%	<input type="checkbox"/>	First Grade Teacher
1	1.12%	<input type="checkbox"/>	Front Desk Attendant
1	1.12%	<input type="checkbox"/>	Head-Coach/ ISS coordinator
1	1.12%	<input type="checkbox"/>	Human Resources Specialist
1	1.12%	<input type="checkbox"/>	KINDERGARTEN TEACHER
1	1.12%	<input type="checkbox"/>	Lead teacher
2	2.25%	<input type="checkbox"/>	Manager
1	1.12%	<input type="checkbox"/>	Music
1	1.12%	<input type="checkbox"/>	musuem assistant
1	1.12%	<input type="checkbox"/>	Nanny
1	1.12%	<input type="checkbox"/>	PART TIME TELLER
1	1.12%	<input type="checkbox"/>	Pharmaceutical Cust Serv Advocate
1	1.12%	<input type="checkbox"/>	Pharmacy Technician
1	1.12%	<input type="checkbox"/>	Produce Clerk
1	1.12%	<input type="checkbox"/>	Qualified Professional/ Case Mangment
1	1.12%	<input type="checkbox"/>	record clerk
1	1.12%	<input type="checkbox"/>	Records Technician
1	1.12%	<input type="checkbox"/>	Regional Planning Director
1	1.12%	<input type="checkbox"/>	Registered Nurse
1	1.12%	<input type="checkbox"/>	Resident Advisor
1	1.12%	<input type="checkbox"/>	Retail Sales Consultant
2	2.25%	<input type="checkbox"/>	RN
1	1.12%	<input type="checkbox"/>	RN MANAGER
3	3.37%	<input type="checkbox"/>	Sales Associate
1	1.12%	<input type="checkbox"/>	sales clerk
1	1.12%	<input type="checkbox"/>	School Counselor
1	1.12%	<input type="checkbox"/>	Science Teacher
1	1.12%	<input type="checkbox"/>	SEARGENT
1	1.12%	<input type="checkbox"/>	Secretary










1	1.12%		Social work
1	1.12%		Social Worker
1	1.12%		Social Worker II
1	1.12%		Special Assets Adjuster II
1	1.12%		Sports Editor
1	1.12%		Substance Abuse Counselor
1	1.12%		Substance Abuse Prevention Specialist
2	2.25%		Substitute Teacher
1	1.12%		Tax Preparer
4	4.49%		teacher
10	11.24%		Teacher
1	1.12%		Teacher Kindergarten
1	1.12%		tutor
1	1.12%		Vice President/City Officer
91	100.00%	20.13% 	Employer:

Count	Percent		
1	1.10%		Aba
1	1.10%		AccessCare of Robeson County
1	1.10%		AIR FORCE
1	1.10%		Anson Community
1	1.10%		Antioch Christian Academy
1	1.10%		Assistedcare
1	1.10%		at&t
2	2.20%		BB&T
1	1.10%		Bed, Bath, and Beyond
1	1.10%		Cape Fear Valley Medical Center
1	1.10%		CCAP head Start
1	1.10%		city of lauriburg
1	1.10%		City of Lumberton
1	1.10%		Coffee News of Morganton
1	1.10%		cumberland county
3	3.30%		Cumberland County Schools
1	1.10%		CUMBERLAND COUNTY SHERIFFS OFFICE
1	1.10%		Del-ton
1	1.10%		Dress Barn
1	1.10%		fairmont high school
1	1.10%		FBFCU
1	1.10%		FirstHealth Center for Health & Fitness
1	1.10%		FirstHealth of the Carolinas
1	1.10%		Four County Community Service/ Red Springs Head Start Center
1	1.10%		four county community services
1	1.10%		Four County Community Services
1	1.10%		Four County Red Springs Head Start
1	1.10%		ftcc

1	1.10%	<input type="checkbox"/>	Interium Healthcare
1	1.10%	<input type="checkbox"/>	Jackson Hewitt
1	1.10%	<input type="checkbox"/>	Jennifer Stephenson
1	1.10%	<input type="checkbox"/>	Lee Co. Pub. School
3	3.30%	<input type="checkbox"/>	Lee Co. Schools
1	1.10%	<input type="checkbox"/>	Lee County
1	1.10%	<input type="checkbox"/>	Lee County School District
6	6.59%	<input type="checkbox"/>	Lee County Schools
1	1.10%	<input type="checkbox"/>	Lumber River Council of Governments
2	2.20%	<input type="checkbox"/>	Moore County Schools
1	1.10%	<input type="checkbox"/>	Mueller Steam Specialty
1	1.10%	<input type="checkbox"/>	NCDOC
2	2.20%	<input type="checkbox"/>	Pembroke Middle School
1	1.10%	<input type="checkbox"/>	pinehurst surgical
1	1.10%	<input type="checkbox"/>	psrc
1	1.10%	<input type="checkbox"/>	PSRC
1	1.10%	<input type="checkbox"/>	PUBLIC SCHOOL OF ROBESON COUNTY
1	1.10%	<input type="checkbox"/>	Public schools of Robeson County
2	2.20%	<input type="checkbox"/>	Public Schools of Robeson County
2	2.20%	<input type="checkbox"/>	Richmond County Schools
1	1.10%	<input type="checkbox"/>	RICHMOND COUNTY SCHOOLS
1	1.10%	<input type="checkbox"/>	Robeson Community College
1	1.10%	<input type="checkbox"/>	Robeson County
1	1.10%	<input type="checkbox"/>	Robeson County DSS
1	1.10%	<input type="checkbox"/>	Robeson County Government
1	1.10%	<input type="checkbox"/>	Robeson County Health Department
1	1.10%	<input type="checkbox"/>	Robeson Health Care Corp.
1	1.10%	<input type="checkbox"/>	Ron Taylor
1	1.10%	<input type="checkbox"/>	Sandhills Children Center
1	1.10%	<input type="checkbox"/>	Scotland County Schools
2	2.20%	<input type="checkbox"/>	SRMC
1	1.10%	<input type="checkbox"/>	State Employees' Credit Union
1	1.10%	<input type="checkbox"/>	Stein Mart
1	1.10%	<input type="checkbox"/>	Target Pharmacy
1	1.10%	<input type="checkbox"/>	The Fresh Market
1	1.10%	<input type="checkbox"/>	The Laurinburg Exchange
1	1.10%	<input type="checkbox"/>	Tokyo Express
1	1.10%	<input type="checkbox"/>	UNC Pembroke
1	1.10%	<input type="checkbox"/>	uncp
2	2.20%	<input type="checkbox"/>	UNCP
1	1.10%	<input type="checkbox"/>	United States Marine Corps
1	1.10%	<input type="checkbox"/>	US Army
1	1.10%	<input type="checkbox"/>	Walgreens Pharmacy
1	1.10%	<input type="checkbox"/>	walmart

1	1.10%		Warner
1	1.10%		West
1	1.10%		Whiteville City Schools

91 100.00% 20.13%  City:

Count	Percent		
1	1.10%		Burbank
1	1.10%		Carthage
1	1.10%		charlotte
1	1.10%		Charlotte
1	1.10%		Concord
3	3.30%		Elizabethtown
1	1.10%		fairmont
2	2.20%		fayetteville
8	8.79%		Fayetteville
1	1.10%		FAYETTEVILLE
1	1.10%		FORT BRAGG
1	1.10%		Ft. Bragg
1	1.10%		Hamlet
1	1.10%		Hoffman
1	1.10%		Hope Mills
2	2.20%		laurinburg
3	3.30%		Laurinburg
1	1.10%		LUMBERTEN
18	19.78%		Lumberton
1	1.10%		LUMBERTON
1	1.10%		Lumberton, NC
1	1.10%		Maxton
1	1.10%		MCGUIRE AFB
1	1.10%		Morganton
9	9.89%		Pembroke
1	1.10%		pinehurst
1	1.10%		Pinehurst
1	1.10%		Quantico
2	2.20%		Red Springs
2	2.20%		Rockingham
1	1.10%		ROCKINGHAM
1	1.10%		Rocky Mount
1	1.10%		Rowland
1	1.10%		sanford
11	12.09%		Sanford
2	2.20%		Southern Pines
1	1.10%		St.Pauls
1	1.10%		Wadesboro
1	1.10%		West End

1	1.10%	<input type="text"/>	Whiteville
91	100.00%	20.13%	<input type="text"/> State: (e.g., NC)
Count	Percent		
1	1.10%	<input type="text"/>	CA
88	96.70%	<input checked="" type="text"/>	NC
1	1.10%	<input type="text"/>	NJ
1	1.10%	<input type="text"/>	VA
90	98.90%	19.91%	<input type="text"/> Start date: (mm/dd/yyyy)
Count	Percent		
1	1.11%	<input type="text"/>	01/01/2011
1	1.11%	<input type="text"/>	01/04/1997
1	1.11%	<input type="text"/>	01/04/2010
1	1.11%	<input type="text"/>	01/11/1999
1	1.11%	<input type="text"/>	01/26/2004
1	1.11%	<input type="text"/>	02/05/2007
1	1.11%	<input type="text"/>	02/10/2010
1	1.11%	<input type="text"/>	02/19/2002
1	1.11%	<input type="text"/>	04/07/2009
1	1.11%	<input type="text"/>	04/09/2004
1	1.11%	<input type="text"/>	04/14/2007
1	1.11%	<input type="text"/>	04/16/2004
1	1.11%	<input type="text"/>	04/18/2008
1	1.11%	<input type="text"/>	04/20/2009
1	1.11%	<input type="text"/>	05/0/2006
1	1.11%	<input type="text"/>	05/01/2010
1	1.11%	<input type="text"/>	05/03/2010
1	1.11%	<input type="text"/>	05/08/2010
1	1.11%	<input type="text"/>	05/10/2003
1	1.11%	<input type="text"/>	05/20/2008
1	1.11%	<input type="text"/>	05/20/2010
1	1.11%	<input type="text"/>	05/27/1987
1	1.11%	<input type="text"/>	06/17/2007
1	1.11%	<input type="text"/>	06/26/2006
1	1.11%	<input type="text"/>	06/28/2010
1	1.11%	<input type="text"/>	07/01/1987
1	1.11%	<input type="text"/>	07/03/2003
1	1.11%	<input type="text"/>	07/07/2005
1	1.11%	<input type="text"/>	07/14/2000
1	1.11%	<input type="text"/>	07/14/2007
1	1.11%	<input type="text"/>	07/20/2010
1	1.11%	<input type="text"/>	07/24/2002
1	1.11%	<input type="text"/>	08/01/1993
2	2.22%	<input type="text"/>	08/01/2007
1	1.11%	<input type="text"/>	08/01/2010

1	1.11%	<input type="checkbox"/>	08/10/2010
1	1.11%	<input type="checkbox"/>	08/15/2000
1	1.11%	<input type="checkbox"/>	08/15/2007
1	1.11%	<input type="checkbox"/>	08/17/2004
1	1.11%	<input type="checkbox"/>	08/17/2006
1	1.11%	<input type="checkbox"/>	08/18/2003
1	1.11%	<input type="checkbox"/>	08/18/2005
1	1.11%	<input type="checkbox"/>	08/25/1996
2	2.22%	<input type="checkbox"/>	08/25/2006
3	3.33%	<input type="checkbox"/>	08/25/2010
1	1.11%	<input type="checkbox"/>	08/27/2003
1	1.11%	<input type="checkbox"/>	08/30/2009
2	2.22%	<input type="checkbox"/>	08/30/2010
1	1.11%	<input type="checkbox"/>	09/01/1989
1	1.11%	<input type="checkbox"/>	09/01/2006
1	1.11%	<input type="checkbox"/>	09/02/1981
1	1.11%	<input type="checkbox"/>	09/03/2010
1	1.11%	<input type="checkbox"/>	09/20/1993
1	1.11%	<input type="checkbox"/>	09/3/2005
2	2.22%	<input type="checkbox"/>	1/1/2011
1	1.11%	<input type="checkbox"/>	10/01/2010
1	1.11%	<input type="checkbox"/>	10/04/2010
1	1.11%	<input type="checkbox"/>	10/10/2002
1	1.11%	<input type="checkbox"/>	10/13/1997
1	1.11%	<input type="checkbox"/>	10/13/2007
1	1.11%	<input type="checkbox"/>	10/15/2010
1	1.11%	<input type="checkbox"/>	10/17/1997
1	1.11%	<input type="checkbox"/>	10/2/2002
1	1.11%	<input type="checkbox"/>	10/20/2001
1	1.11%	<input type="checkbox"/>	10/20/2010
1	1.11%	<input type="checkbox"/>	10/22/2001
1	1.11%	<input type="checkbox"/>	11/01/2010
1	1.11%	<input type="checkbox"/>	11/04/2004
1	1.11%	<input type="checkbox"/>	11/05/2005
1	1.11%	<input type="checkbox"/>	11/10/1995
1	1.11%	<input type="checkbox"/>	11/11/1996
1	1.11%	<input type="checkbox"/>	11/15/2004
1	1.11%	<input type="checkbox"/>	11/15/2010
1	1.11%	<input type="checkbox"/>	12/03/2010
1	1.11%	<input type="checkbox"/>	12/09/2005
1	1.11%	<input type="checkbox"/>	12/10/2010
2	2.22%	<input type="checkbox"/>	12/12/2010
1	1.11%	<input type="checkbox"/>	12/15/2010
1	1.11%	<input type="checkbox"/>	12/17/2010

1	1.11%	<input type="text"/>	6/20/2010
1	1.11%	<input type="text"/>	7/15/1001
1	1.11%	<input type="text"/>	8/16/2005
1	1.11%	<input type="text"/>	8/25/2006
91 Respondents			
452 Responses			

Q4. Is this a position you held during (or before) your studies at UNCP?




Count	Percent	<input type="text"/>	
78	85.71%	<input type="text"/>	Yes
13	14.29%	<input type="text"/>	No
91 Respondents			

Q5. Will you be attending graduate school after graduation?

Count	Percent	<input type="text"/>	
99	37.22%	<input type="text"/>	Yes
167	62.78%	<input type="text"/>	No
266 Respondents			

Q6. Please provide the following information regarding your graduate school situation:

Count	Respondent %	Response %	<input type="text"/>	Institution:
71	95.95%	34.13%	<input type="text"/>	
Count	Percent	<input type="text"/>		
1	1.41%	<input type="text"/>	???	
1	1.41%	<input type="text"/>	Appalachain State University	
1	1.41%	<input type="text"/>	BB&T University	
1	1.41%	<input type="text"/>	Cambell University	
1	1.41%	<input type="text"/>	Campbell University	
1	1.41%	<input type="text"/>	DUKE UNIVERSITY	
1	1.41%	<input type="text"/>	East Carolina	
2	2.82%	<input type="text"/>	East Carolina University	
1	1.41%	<input type="text"/>	Eastern Michigan University	
1	1.41%	<input type="text"/>	ECU	
1	1.41%	<input type="text"/>	fayetteville state university	
1	1.41%	<input type="text"/>	GSU	
1	1.41%	<input type="text"/>	kent state university	
1	1.41%	<input type="text"/>	Law School	
1	1.41%	<input type="text"/>	Miller-Motte	
1	1.41%	<input type="text"/>	n/a	
1	1.41%	<input type="text"/>	N/A	
2	2.82%	<input type="text"/>	NCSU	
1	1.41%	<input type="text"/>	Pembrok	
1	1.41%	<input type="text"/>	Pembroke	
1	1.41%	<input type="text"/>	Ryerson University	
2	2.82%	<input type="text"/>	UNC Greensboro	
		<input type="text"/>		

4	5.63%		UNC Pembroke
1	1.41%		UNCC
1	1.41%		uncg
7	9.86%		uncp
1	1.41%		Uncp
23	32.39%		UNCP
1	1.41%		UNCPembroke
1	1.41%		UNC-Pembroke
1	1.41%		undecided
1	1.41%		Undecided
1	1.41%		University of North Carolina @ Pembroke
1	1.41%		University of Phoenix
2	2.82%		Webster University
1	1.41%		Winston Salem State
70	94.59%	33.65% 	Program/major:

Count	Percent		
1	1.43%		BA
1	1.43%		Business
1	1.43%		BUSINESS
1	1.43%		business administration
1	1.43%		Business Law
1	1.43%		Cisco Engineer
1	1.43%		Computer Science
3	4.29%		Counseling
1	1.43%		COUNSELING
2	2.86%		criminal justice
1	1.43%		Criminal Justice
1	1.43%		Curriculum & Instruction or Leadership
1	1.43%		Education/C&I
6	8.57%		Elementary Education
1	1.43%		Exercise and Sport Science
1	1.43%		High Education
1	1.43%		Illustration
1	1.43%		Law
1	1.43%		law school
1	1.43%		libart info
1	1.43%		Massage/Physical Therapy
1	1.43%		MAT
1	1.43%		MENTAL HEALTH
1	1.43%		MENTAL HEALTH COUNSEL
1	1.43%		middle grades math
1	1.43%		Middle Grades Mathematics
1	1.43%		Music
1	1.43%		n/a

1	1.43%	<input type="text"/>	Nursing
1	1.43%	<input type="text"/>	PA
1	1.43%	<input type="text"/>	Pharmacology
1	1.43%	<input type="text"/>	physical education
1	1.43%	<input type="text"/>	PHYSICAL EDUCATION
1	1.43%	<input type="text"/>	Physician Assistant Program
1	1.43%	<input type="text"/>	Political Science
1	1.43%	<input type="text"/>	psy
1	1.43%	<input type="text"/>	PSYCHIATRY
1	1.43%	<input type="text"/>	psychology
1	1.43%	<input type="text"/>	Psychology
1	1.43%	<input type="text"/>	Public Admin
1	1.43%	<input type="text"/>	public administration
1	1.43%	<input type="text"/>	Public Administration
1	1.43%	<input type="text"/>	Public health
1	1.43%	<input type="text"/>	public relations
1	1.43%	<input type="text"/>	Reading
1	1.43%	<input type="text"/>	Reading Education
1	1.43%	<input type="text"/>	Rehabilitation Counseling
1	1.43%	<input type="text"/>	School Psychology
1	1.43%	<input type="text"/>	SCI ED
1	1.43%	<input type="text"/>	Science education
1	1.43%	<input type="text"/>	Socia
1	1.43%	<input type="text"/>	Social work
7	10.00%	<input type="text"/>	Social Work
1	1.43%	<input type="text"/>	SOCIAL WORK
1	1.43%	<input type="text"/>	Sociology
1	1.43%	<input type="text"/>	writing

67 90.54% 32.21% Degree: (e.g., M.B.A., M.P.A., M.A., M.Ed.)

Count	Percent	<input type="text"/>	
1	1.49%	<input type="text"/>	BA
1	1.49%	<input type="text"/>	Banking Degree
2	2.99%	<input type="text"/>	BSW
1	1.49%	<input type="text"/>	CCNA
1	1.49%	<input type="text"/>	EEd? Doctorate in Education
1	1.49%	<input type="text"/>	jd
1	1.49%	<input type="text"/>	JD
1	1.49%	<input type="text"/>	M. Ed
2	2.99%	<input type="text"/>	M.A
6	8.96%	<input type="text"/>	M.A.
1	1.49%	<input type="text"/>	M.A.T.
5	7.46%	<input type="text"/>	M.B.A
1	1.49%	<input type="text"/>	M.B.S.
1	1.49%	<input type="text"/>	M.D

1	1.49%	<input type="text"/>	M.E.D
1	1.49%	<input type="text"/>	m.Ed
4	5.97%	<input type="text"/>	M.Ed
1	1.49%	<input type="text"/>	M.ED
3	4.48%	<input type="text"/>	M.Ed.
4	5.97%	<input type="text"/>	M.P.A
1	1.49%	<input type="text"/>	M.P.A.
1	1.49%	<input type="text"/>	M.S.
2	2.99%	<input type="text"/>	ma
2	2.99%	<input type="text"/>	MA
1	1.49%	<input type="text"/>	Master of Pharmaceutical Science
2	2.99%	<input type="text"/>	mba
6	8.96%	<input type="text"/>	MBA
1	1.49%	<input type="text"/>	MED
1	1.49%	<input type="text"/>	Middle Grades Mathemathematics
1	1.49%	<input type="text"/>	mpa
1	1.49%	<input type="text"/>	MS
1	1.49%	<input type="text"/>	MSN
7	10.45%	<input type="text"/>	MSW
1	1.49%	<input type="text"/>	n/a

74 Respondents

208 Responses

Q7. If you have not yet been accepted, where have you applied?

Count Percent

71 100.00%

Count	Percent		
1	1.41%	<input type="text"/>	barry university
1	1.41%	<input type="text"/>	Boston Conservatory
1	1.41%	<input type="text"/>	Cambell
1	1.41%	<input type="text"/>	Campbell University and UNC
1	1.41%	<input type="text"/>	Campbell, Charlotte School of Law
1	1.41%	<input type="text"/>	Capella University
2	2.82%	<input type="text"/>	ECU
1	1.41%	<input type="text"/>	ECU, Methodist, Fort Sam Houston
1	1.41%	<input type="text"/>	ECU, UNC, DUKE, ST AUG
1	1.41%	<input type="text"/>	ECU, UNCP, UNCG, UNCW, WSSU
1	1.41%	<input type="text"/>	fayetteville state university
1	1.41%	<input type="text"/>	have not yet
1	1.41%	<input type="text"/>	In progress: Campbell University
1	1.41%	<input type="text"/>	Michigan State, Loyola Chicago, Marquette U
1	1.41%	<input type="text"/>	n/a
4	5.63%	<input type="text"/>	N/A
1	1.41%	<input type="text"/>	na
1	1.41%	<input type="text"/>	Na














1	1.41%	<input type="checkbox"/>	nc central, campbell law, unc chapel hill law
1	1.41%	<input type="checkbox"/>	NCSU, ECU
1	1.41%	<input type="checkbox"/>	NCSU,UNCC,UNCP
5	7.04%	<input type="checkbox"/>	no
1	1.41%	<input type="checkbox"/>	No
1	1.41%	<input type="checkbox"/>	NO
1	1.41%	<input type="checkbox"/>	no where
2	2.82%	<input type="checkbox"/>	No where yet!
3	4.23%	<input type="checkbox"/>	none
1	1.41%	<input type="checkbox"/>	none yet
1	1.41%	<input type="checkbox"/>	not applied
1	1.41%	<input type="checkbox"/>	not applied yet
1	1.41%	<input type="checkbox"/>	NOT YET
1	1.41%	<input type="checkbox"/>	Not yet.
1	1.41%	<input type="checkbox"/>	nowhere
1	1.41%	<input type="checkbox"/>	nowhere yet
1	1.41%	<input type="checkbox"/>	Pembroke
1	1.41%	<input type="checkbox"/>	Robeson County Schools
1	1.41%	<input type="checkbox"/>	SPRING
1	1.41%	<input type="checkbox"/>	The University of North Carolina
1	1.41%	<input type="checkbox"/>	this fall
1	1.41%	<input type="checkbox"/>	UNC
1	1.41%	<input type="checkbox"/>	UNCC
2	2.82%	<input type="checkbox"/>	Unc-Charlotte, JMU
1	1.41%	<input type="checkbox"/>	UNCG
1	1.41%	<input type="checkbox"/>	uncg uncp
1	1.41%	<input type="checkbox"/>	uncg, mtsu
1	1.41%	<input type="checkbox"/>	uncp
8	11.27%	<input checked="" type="checkbox"/>	UNCP
1	1.41%	<input type="checkbox"/>	Univ Tenn
1	1.41%	<input type="checkbox"/>	UNIVERSITY OF MICHIGAN-ANN ARBOR
1	1.41%	<input type="checkbox"/>	University of North Carolina
1	1.41%	<input type="checkbox"/>	VCU, Marshalle, George Mason
1	1.41%	<input type="checkbox"/>	will apply ECU

71 Respondents

Q8. What will be your graduate school status?

Count	Percent		
59	60.82%	<input checked="" type="checkbox"/>	Full time
38	39.18%	<input type="checkbox"/>	Part time

97 Respondents


















Q9. What degree will you receive when you graduate from UNCP?			
Count	Percent		
82	31.06%		B.A.
120	45.45%		B.S.
0	0.00%		B.I.S.
4	1.52%		B.S.N.
16	6.06%		B.S.W.
0	0.00%		B.M.
11	4.17%		M.A.
2	0.76%		M.S.W.
1	0.38%		M.B.A.
3	1.14%		M.P.A.
19	7.20%		M.A.Ed.
4	1.52%		M.S.A.
2	0.76%		M.A.T.
264	Respondents		

Q10. What was your undergraduate major here at UNCP?



Count	Percent		
1	0.45%	<input type="text"/>	Accounting
1	0.45%	<input type="text"/>	American Indian Studies
0	0.00%	<input type="text"/>	American Studies
0	0.00%	<input type="text"/>	Applied Physics
3	1.35%	<input type="text"/>	Art
1	0.45%	<input type="text"/>	Art: Art Education Licensure (K-12)
0	0.00%	<input type="text"/>	Athletic Training
16	7.21%	<input type="text"/>	Biology
1	0.45%	<input type="text"/>	Biology: Biomedical Emphasis
0	0.00%	<input type="text"/>	Biology: Botany
0	0.00%	<input type="text"/>	Biology: Environmental Biology
2	0.90%	<input type="text"/>	Biology: Molecular Biology
3	1.35%	<input type="text"/>	Biology: Zoology
1	0.45%	<input type="text"/>	Biotechnology
4	1.80%	<input type="text"/>	Birth-Kindergarten Education
0	0.00%	<input type="text"/>	Business Administration: Economics
0	0.00%	<input type="text"/>	Business Administration: Entrepreneurship
4	1.80%	<input type="text"/>	Business Administration: Finance
0	0.00%	<input type="text"/>	Business Administration: Information Technology
1	0.45%	<input type="text"/>	Business Administration: International Business
5	2.25%	<input type="text"/>	Business Administration: Management
4	1.80%	<input type="text"/>	Business Administration: Marketing
0	0.00%	<input type="text"/>	Chemistry: Environmental Chemistry
1	0.45%	<input type="text"/>	Chemistry: Forensic Chemistry
0	0.00%	<input type="text"/>	Chemistry: Molecular Biotechnology
1	0.45%	<input type="text"/>	Chemistry: Pre-Health Professions
0	0.00%	<input type="text"/>	Chemistry: Pre-Pharmacy
1	0.45%	<input type="text"/>	Chemistry: Professional
3	1.35%	<input type="text"/>	Computer Science
22	9.91%	<input type="text"/>	Criminal Justice
21	9.46%	<input type="text"/>	Elementary Education
0	0.00%	<input type="text"/>	English
0	0.00%	<input type="text"/>	English: English Licensure
1	0.45%	<input type="text"/>	English: Theatre Arts
0	0.00%	<input type="text"/>	English: Secondary Education 9-12
0	0.00%	<input type="text"/>	English: Middle Grades Language Arts
0	0.00%	<input type="text"/>	English: Education 6-9
2	0.90%	<input type="text"/>	Environmental Science
3	1.35%	<input type="text"/>	Health Promotion
4	1.80%	<input type="text"/>	History
2	0.90%	<input type="text"/>	History: Social Studies Education Licensure
0	0.00%	<input type="text"/>	Information Technology
		<input type="text"/>	

0	0.00%		Interdisciplinary Studies: Applied Professional Studies
0	0.00%		Interdisciplinary Studies: Applied Information Technology
1	0.45%		Interdisciplinary Studies: Criminal Justice
0	0.00%		Interdisciplinary Studies: Cultural Studies
0	0.00%		Interdisciplinary Studies: Family Studies
0	0.00%		Interdisciplinary Studies: Hispanic Commerce
0	0.00%		Interdisciplinary Studies: Hospitality
0	0.00%		Interdisciplinary Studies: Public and Non-Profit Administration
7	3.15%		Mass Communication: Broadcasting
4	1.80%		Mass Communication: Journalism
3	1.35%		Mass Communication: Public Relations
0	0.00%		Mathematics
1	0.45%		Mathematics: Mathematics Education Licensure
1	0.45%		Middle Grades Education: Language Arts and Social Studies
4	1.80%		Middle Grades Education: Mathematics and Science
3	1.35%		Music: B.A.
0	0.00%		Music: B.M. (with Licensure K-12)
0	0.00%		Music: Musical Theatre
3	1.35%		Nursing
1	0.45%		Philosophy and Religion
4	1.80%		Exercise and Sport Science: Health Promotion
4	1.80%		Exercise and Sport Science: Recreation
6	2.70%		Exercise and Sport Science: Exercise Physiology
1	0.45%		Exercise and Sport Science: Sport Management
2	0.90%		Physical Education: Health/Physical Education Licensure
2	0.90%		Political Science
1	0.45%		Political Science: International Studies
2	0.90%		Political Science: Pre-Law
1	0.45%		Political Science: Public Administration
16	7.21%		Psychology
0	0.00%		Science Education
18	8.11%		Social Work
24	10.81%		Sociology
0	0.00%		Spanish
0	0.00%		Spanish: Spanish Education Licensure
5	2.25%		Special Education
222 Respondents			
















Q11. What was your graduate major here at UNCP?

Count	Percent		
2	4.76%		Art Education
1	2.38%		Business Administration
3	7.14%		Elementary Education
1	2.38%		English Education: ESL Add-On Licensure
0	0.00%		Mathematics Education
8	19.05%		Mental Health Counseling
0	0.00%		Middle Grades Education
0	0.00%		Music Education
0	0.00%		Physical Education
3	7.14%		Professional School Counseling
3	7.14%		Public Administration
16	38.10%		Reading Education
0	0.00%		School Administration
3	7.14%		Science Education
0	0.00%		Social Studies Education
2	4.76%		Social Work
0	0.00%		Teaching
42 Respondents			

Q12. Are you interested in receiving information on UNCP's Graduate School and programs?

Count	Percent		
115	51.80%		Yes
107	48.20%		No
222 Respondents			

Q13. Please provide the following information to receive information on UNCP's Graduate School and programs:

Count	Respondent %	Response %		
113	100.00%	14.58%		Name:
Count	Percent			
1	0.88%		Akeyia Johnson	
1	0.88%		Alicia C. Oxendine	
1	0.88%		Alicia Revels	
1	0.88%		Amanda Britt	
1	0.88%		Amanda Osbrne	
1	0.88%		Amber Hayden	
1	0.88%		Amy Bachtel	
1	0.88%		Anastasia Chavis	
1	0.88%		Angela Horne	
1	0.88%		Antoinette S. McQueen	
1	0.88%		ashley	
1	0.88%		Ayana R. McLean	
1	0.88%		Ben Floyd	
1	0.88%		Ben McDiarmid	

1	0.88%	<input type="checkbox"/>	Benjamin J Cooper
1	0.88%	<input type="checkbox"/>	Betsy Locklear
1	0.88%	<input type="checkbox"/>	Bobbie McLaughlin
1	0.88%	<input type="checkbox"/>	Brandon Arrington
1	0.88%	<input type="checkbox"/>	Brandon D. Hunt
1	0.88%	<input type="checkbox"/>	Brittany Deaton
1	0.88%	<input type="checkbox"/>	Brittany Savoy
1	0.88%	<input type="checkbox"/>	Carlos Peralta
1	0.88%	<input type="checkbox"/>	Casey Long
1	0.88%	<input type="checkbox"/>	Cassandra Hunter
1	0.88%	<input type="checkbox"/>	Cecilia Bailey
1	0.88%	<input type="checkbox"/>	Chad Kluttz
1	0.88%	<input type="checkbox"/>	CHANEL TURNER
1	0.88%	<input type="checkbox"/>	Chante Hargrove
1	0.88%	<input type="checkbox"/>	Chasity Throckmorton
1	0.88%	<input type="checkbox"/>	Christopher Mobley
1	0.88%	<input type="checkbox"/>	Cicely Pighet
1	0.88%	<input type="checkbox"/>	Cortney King
1	0.88%	<input type="checkbox"/>	Courtney Brannon
1	0.88%	<input type="checkbox"/>	Demetrius Davis
1	0.88%	<input type="checkbox"/>	Dominique Lewis
1	0.88%	<input type="checkbox"/>	emily graves
1	0.88%	<input type="checkbox"/>	Erica Locklear
1	0.88%	<input type="checkbox"/>	Fadra S. McMillan
1	0.88%	<input type="checkbox"/>	Frances McLean
1	0.88%	<input type="checkbox"/>	Gina Locklear
1	0.88%	<input type="checkbox"/>	Glenn Daniel Goldbaugh, Jr.
1	0.88%	<input type="checkbox"/>	Hakeem Brown
1	0.88%	<input type="checkbox"/>	Heather Classen
1	0.88%	<input type="checkbox"/>	HEATHER LYNN LOCKLEAR
1	0.88%	<input type="checkbox"/>	hilary morgan
1	0.88%	<input type="checkbox"/>	Ja'Layne
1	0.88%	<input type="checkbox"/>	Jamey McMillan
1	0.88%	<input type="checkbox"/>	Jamie Hall
1	0.88%	<input type="checkbox"/>	Jamie Troskey
1	0.88%	<input type="checkbox"/>	Jan Hester Maynor
1	0.88%	<input type="checkbox"/>	JASMINE
1	0.88%	<input type="checkbox"/>	Jennifer Strickland
1	0.88%	<input type="checkbox"/>	Jerrica Hall
1	0.88%	<input type="checkbox"/>	jerry
1	0.88%	<input type="checkbox"/>	Jessica
1	0.88%	<input type="checkbox"/>	Jessica Allen
1	0.88%	<input type="checkbox"/>	Jessica Barnes
1	0.88%	<input type="checkbox"/>	Jessica Collins

1	0.88%	<input type="checkbox"/>	Jessica Harris
1	0.88%	<input type="checkbox"/>	Johnnie McCoy
1	0.88%	<input type="checkbox"/>	Jordan Edge
1	0.88%	<input type="checkbox"/>	Joshua Tew
1	0.88%	<input type="checkbox"/>	Julie Lucas
1	0.88%	<input type="checkbox"/>	kameika jones
1	0.88%	<input type="checkbox"/>	Kathy Howard
1	0.88%	<input type="checkbox"/>	Katie Caldwell
1	0.88%	<input type="checkbox"/>	Kelly Ray
1	0.88%	<input type="checkbox"/>	Kelsey Cummings
1	0.88%	<input type="checkbox"/>	Kevin Lee Goins
1	0.88%	<input type="checkbox"/>	Kevin Locklear
1	0.88%	<input type="checkbox"/>	Kimberly Walker
1	0.88%	<input type="checkbox"/>	Kyle Collins
1	0.88%	<input type="checkbox"/>	LaCarrol Rhone
1	0.88%	<input type="checkbox"/>	Lachardon Floyd
1	0.88%	<input type="checkbox"/>	LaQuasia Cousar
1	0.88%	<input type="checkbox"/>	Latavia
1	0.88%	<input type="checkbox"/>	Lennis Frazier
1	0.88%	<input type="checkbox"/>	Linda Brewer
1	0.88%	<input type="checkbox"/>	Lindsay Green
1	0.88%	<input type="checkbox"/>	LISA LOCKLEAR
1	0.88%	<input type="checkbox"/>	Lisa T. Watson
1	0.88%	<input type="checkbox"/>	Lisa Zekanis
1	0.88%	<input type="checkbox"/>	lottie godwin
1	0.88%	<input type="checkbox"/>	Marcus
1	0.88%	<input type="checkbox"/>	Maurice McBride
1	0.88%	<input type="checkbox"/>	Megan
1	0.88%	<input type="checkbox"/>	Melanie Quick
1	0.88%	<input type="checkbox"/>	melissa locklear
1	0.88%	<input type="checkbox"/>	Meredith
1	0.88%	<input type="checkbox"/>	Mytia Washington
1	0.88%	<input type="checkbox"/>	Ozzie Adams II
1	0.88%	<input type="checkbox"/>	Rae Cox
1	0.88%	<input type="checkbox"/>	rangel
1	0.88%	<input type="checkbox"/>	Rasheena Cobb
1	0.88%	<input type="checkbox"/>	Raymond Pearson
1	0.88%	<input type="checkbox"/>	Regina Hunt Deese
1	0.88%	<input type="checkbox"/>	Reginald Miller
1	0.88%	<input type="checkbox"/>	Reneba Heard
1	0.88%	<input type="checkbox"/>	Robert Gibson
1	0.88%	<input type="checkbox"/>	Roselia Y. Mcneill
1	0.88%	<input type="checkbox"/>	Sabrina Godwin
1	0.88%	<input type="checkbox"/>	Sara Allen

1	0.88%	<input type="text"/>	Sarah Hughes
1	0.88%	<input type="text"/>	Savanna McEwan
1	0.88%	<input type="text"/>	Savannah
1	0.88%	<input type="text"/>	SHARONDA
1	0.88%	<input type="text"/>	sherry jacobs
1	0.88%	<input type="text"/>	sophia alston
1	0.88%	<input type="text"/>	Tammy Henry
1	0.88%	<input type="text"/>	Teresa M. Synowiez
1	0.88%	<input type="text"/>	Terrell Partlow
1	0.88%	<input type="text"/>	Trendee Bostick
1	0.88%	<input type="text"/>	William A. Oxendine

113 100.00% 14.58% Address:

Count	Percent		
1	0.88%	<input type="text"/>	1040 Tara Ln Apt 4
1	0.88%	<input type="text"/>	10442 Hwy 130 E
1	0.88%	<input type="text"/>	1101 artemis drive
1	0.88%	<input type="text"/>	1109 Laurel Oak Lane
1	0.88%	<input type="text"/>	111 Higgins Lane
1	0.88%	<input type="text"/>	113 Kimberly Street
1	0.88%	<input type="text"/>	113 yasmine drive
1	0.88%	<input type="text"/>	115 Pembroke Pointe Ln Apt# 3K
1	0.88%	<input type="text"/>	1185 N Roberts Ave E7
1	0.88%	<input type="text"/>	121 Grange Drive
1	0.88%	<input type="text"/>	12100 MONTICELLO DRIVE
1	0.88%	<input type="text"/>	124 W. Chappin St.
1	0.88%	<input type="text"/>	12441 McKinnon Dr
1	0.88%	<input type="text"/>	12581 Birchwood Circle
1	0.88%	<input type="text"/>	128 e blue st
1	0.88%	<input type="text"/>	12880 Gardenia Lane
1	0.88%	<input type="text"/>	1381 suggs taylor rd
1	0.88%	<input type="text"/>	1402 Adams Farm Parkway A
1	0.88%	<input type="text"/>	14068 NC HWY 72 W
1	0.88%	<input type="text"/>	1410 Old Creek Rd
1	0.88%	<input type="text"/>	142 Northam Rd.
1	0.88%	<input type="text"/>	143 Driggers Dr
1	0.88%	<input type="text"/>	15 Emerald Ln
1	0.88%	<input type="text"/>	1500 Old Whiteville Rd.
1	0.88%	<input type="text"/>	1560 NC HWY 101
1	0.88%	<input type="text"/>	160-Edards Street
1	0.88%	<input type="text"/>	1615 Boros Drive
1	0.88%	<input type="text"/>	1672 Locklear Rd
1	0.88%	<input type="text"/>	169 Robeson Pines Rd
1	0.88%	<input type="text"/>	195 Cavalier Drive
1	0.88%	<input type="text"/>	202 Paris street

1	0.88%	<input type="checkbox"/>	204 W 23rd
1	0.88%	<input type="checkbox"/>	21 Timuquana Trail
1	0.88%	<input type="checkbox"/>	210 Addor Rd
1	0.88%	<input type="checkbox"/>	211 Newman Drive
1	0.88%	<input type="checkbox"/>	215 Brokenhurst Court
1	0.88%	<input type="checkbox"/>	2313 Deep Branch Road
1	0.88%	<input type="checkbox"/>	233 Michael Place
1	0.88%	<input type="checkbox"/>	261 Wrightsboro Rd
1	0.88%	<input type="checkbox"/>	2735 Cowles Road
1	0.88%	<input type="checkbox"/>	282 victory drive
1	0.88%	<input type="checkbox"/>	28807 aberdeen rd
1	0.88%	<input type="checkbox"/>	2908 Newark Drive
1	0.88%	<input type="checkbox"/>	2921 Woolard Dr.
1	0.88%	<input type="checkbox"/>	302 Tinderbox ct.
1	0.88%	<input type="checkbox"/>	305 english oaks dr apt 1
1	0.88%	<input type="checkbox"/>	3098 Pine Hill Dr Sw
1	0.88%	<input type="checkbox"/>	311 HaWTHORNE Dr.
1	0.88%	<input type="checkbox"/>	3110 Baker Street
1	0.88%	<input type="checkbox"/>	3218 Rouse Drive
1	0.88%	<input type="checkbox"/>	327 ROOSEVELT ST.
1	0.88%	<input type="checkbox"/>	32896 Chapel Road
1	0.88%	<input type="checkbox"/>	3524 Holborn Dr.
1	0.88%	<input type="checkbox"/>	3945 ROSEHILL RD APT 1307
1	0.88%	<input type="checkbox"/>	406 Sinclair St. Apt. 4E
1	0.88%	<input type="checkbox"/>	408F West Railroad St
1	0.88%	<input type="checkbox"/>	4304 Winter Hawk Lane
1	0.88%	<input type="checkbox"/>	4307 Rennert Rd.
1	0.88%	<input type="checkbox"/>	44 ME BROWN PLACE
1	0.88%	<input type="checkbox"/>	4401 Cricklewood Street
1	0.88%	<input type="checkbox"/>	442 south small street
1	0.88%	<input type="checkbox"/>	4652 Independence Drive
1	0.88%	<input type="checkbox"/>	471 Moores Lake Road
1	0.88%	<input type="checkbox"/>	490 Prospect Rd.
1	0.88%	<input type="checkbox"/>	490 Prospect Road
1	0.88%	<input type="checkbox"/>	5056 Woodspring Dr
1	0.88%	<input type="checkbox"/>	511 South Mcpherson Church Road
1	0.88%	<input type="checkbox"/>	5227 merritt dr
1	0.88%	<input type="checkbox"/>	5414 Foxridge Dr
1	0.88%	<input type="checkbox"/>	5558 Hallwood Dr
1	0.88%	<input type="checkbox"/>	5918 lillytrotter drive
1	0.88%	<input type="checkbox"/>	607 South Franklin Street
1	0.88%	<input type="checkbox"/>	617 AMES HINSON RD
1	0.88%	<input type="checkbox"/>	626 THORNCLIFF DR
1	0.88%	<input type="checkbox"/>	665 East Wahington Street Ext


1	0.88%	<input type="text"/>	672 Lupo Rd
1	0.88%	<input type="text"/>	704 Three Wood Dr
1	0.88%	<input type="text"/>	712 Cedarbrook Dr.
1	0.88%	<input type="text"/>	7295 NC 145
1	0.88%	<input type="text"/>	778 Francktown Rd.
1	0.88%	<input type="text"/>	7780 Buttonwood Ave
1	0.88%	<input type="text"/>	801 Pine St. Apt. G
1	0.88%	<input type="text"/>	803 pittman st
1	0.88%	<input type="text"/>	813 rolling pines loop rd
1	0.88%	<input type="text"/>	8159 Stoney Point Rd
1	0.88%	<input type="text"/>	841 Wiregrass Road
1	0.88%	<input type="text"/>	91 Sunset Crest Lane
1	0.88%	<input type="text"/>	911 Yorkdale Drive
1	0.88%	<input type="text"/>	912 Cedarbrook Dr
1	0.88%	<input type="text"/>	922 Jernigan Loop Road
1	0.88%	<input type="text"/>	924 Satinwood Court
1	0.88%	<input type="text"/>	Alease
1	0.88%	<input type="text"/>	Harris
1	0.88%	<input type="text"/>	Moore
1	0.88%	<input type="text"/>	P.O. Box 1032
1	0.88%	<input type="text"/>	P.O. Box 1043
1	0.88%	<input type="text"/>	p.o. box 124
1	0.88%	<input type="text"/>	P.O. Box 1840
1	0.88%	<input type="text"/>	P.O. Box 2093
1	0.88%	<input type="text"/>	P.O. Box 2801
1	0.88%	<input type="text"/>	P.O. Box 3146
1	0.88%	<input type="text"/>	P.O. BOX 361
1	0.88%	<input type="text"/>	P.O. Box 48459
1	0.88%	<input type="text"/>	P.O. Box 709
1	0.88%	<input type="text"/>	P.O.Box 3196
1	0.88%	<input type="text"/>	P.O.Box 383
1	0.88%	<input type="text"/>	po box 1083
1	0.88%	<input type="text"/>	PO Box 127
1	0.88%	<input type="text"/>	PO Box 1543
1	0.88%	<input type="text"/>	PO BOX 3043
1	0.88%	<input type="text"/>	PO Box 444
1	0.88%	<input type="text"/>	PO Box 820
1	0.88%	<input type="text"/>	po box 864

113 100.00% 14.58% City:


Count	Percent	<input type="text"/>	
1	0.88%	<input type="text"/>	aberdeen
1	0.88%	<input type="text"/>	Chadbourn
3	2.65%	<input type="text"/>	Charlotte
1	0.88%	<input type="text"/>	China Grove



























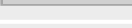






1	0.88%		CLarendon
1	0.88%		Cumberland
1	0.88%		dillon
1	0.88%		Dunn
1	0.88%		elizabethtown
1	0.88%		fairmont
3	2.65%		Fairmont
3	2.65%		fayetteville
11	9.73%		Fayetteville
1	0.88%		FAYETTEVILLE
1	0.88%		greensboro
1	0.88%		Greenville
3	2.65%		Hamlet
1	0.88%		Havelock
5	4.42%		Hope Mills
1	0.88%		Hope Mills
4	3.54%		Laurinburg
2	1.77%		LAURINBURG
1	0.88%		Leland
1	0.88%		Lum
1	0.88%		lumberton
12	10.62%		Lumberton
1	0.88%		marston
1	0.88%		Morven
1	0.88%		Norwood
13	11.50%		Pembroke
1	0.88%		PEMBROKE
2	1.77%		Pinebluff
2	1.77%		Pinehurst
1	0.88%		pittsboro
3	2.65%		raeford
3	2.65%		Raeford
1	0.88%		RAEFORD
1	0.88%		Raleigh
1	0.88%		Red Springs
1	0.88%		Richlands
1	0.88%		RIEGELWOOD
1	0.88%		Roanoke Rapids
3	2.65%		Rockingham
2	1.77%		Rocky Mount
3	2.65%		Rowland
1	0.88%		Shallotte
1	0.88%		shannon
2	1.77%		Shannon

1	0.88%		st. pAULS
1	0.88%		Wadesboro
1	0.88%		Wendell
1	0.88%		Willow Springs

113 100.00% 14.58%  State (e.g., NY, RI):

Count	Percent		
112	99.12%		NC
1	0.88%		SC

112 99.12% 14.45%  Zip:


Count	Percent		
1	0.89%		23803
1	0.89%		27312
1	0.89%		27407
1	0.89%		27591
1	0.89%		27592
1	0.89%		27610
2	1.79%		27803
1	0.89%		27834
1	0.89%		27870
1	0.89%		28023
1	0.89%		28119
1	0.89%		28128
1	0.89%		28170
1	0.89%		28208
1	0.89%		28213
1	0.89%		28217
3	2.68%		28303
1	0.89%		28304
2	1.79%		28306
2	1.79%		28311
3	2.68%		28312
3	2.68%		28314
1	0.89%		28315
1	0.89%		28331
1	0.89%		28334
2	1.79%		28337
4	3.57%		28340
3	2.68%		28345
6	5.36%		28348
6	5.36%		28352
13	11.61%		28358
1	0.89%		28360
1	0.89%		28363
13	11.61%		28372

2	1.79%	<input type="text"/>	28373
2	1.79%	<input type="text"/>	28374
6	5.36%	<input type="text"/>	28376
1	0.89%	<input type="text"/>	28377
2	1.79%	<input type="text"/>	28379
1	0.89%	<input type="text"/>	28380
3	2.68%	<input type="text"/>	28383
1	0.89%	<input type="text"/>	28384
3	2.68%	<input type="text"/>	28386
1	0.89%	<input type="text"/>	28431
1	0.89%	<input type="text"/>	28432
1	0.89%	<input type="text"/>	28451
1	0.89%	<input type="text"/>	28456
1	0.89%	<input type="text"/>	28479
1	0.89%	<input type="text"/>	28532
1	0.89%	<input type="text"/>	28574
1	0.89%	<input type="text"/>	29536

107

94.69%

13.81%



E-mail address:

Count	Percent		
1	0.93%	<input type="text"/>	abb006@bravemail.uncp.edu
1	0.93%	<input type="text"/>	aco003@bravemail.uncp.edu
1	0.93%	<input type="text"/>	ahorne@carolina.rr.com
1	0.93%	<input type="text"/>	anb020@bravemail.uncp.edu
1	0.93%	<input type="text"/>	anh009@bravemail.uncp.edu
1	0.93%	<input type="text"/>	anr011@bravemail.uncp.edu
1	0.93%	<input type="text"/>	apighet@aol.com
1	0.93%	<input type="text"/>	asm004@bravemail.uncp.edu
1	0.93%	<input type="text"/>	avj001@bravemail.uncp.edu
1	0.93%	<input type="text"/>	ayanamclean@yahoo.com
1	0.93%	<input type="text"/>	b.hunt365@yahoo.com
1	0.93%	<input type="text"/>	babijordie06@aol.com
1	0.93%	<input type="text"/>	bam012@bravemail.uncp.edu
1	0.93%	<input type="text"/>	BenjiFloyd@Yahoo.com
1	0.93%	<input type="text"/>	benmcdiarmid@gmail.com
1	0.93%	<input type="text"/>	betsyj92@yahoo.com
1	0.93%	<input type="text"/>	bjc011@bravemail.uncp.edu
1	0.93%	<input type="text"/>	bla004@bravemail.uncp.edu
1	0.93%	<input type="text"/>	bld001@bravemail.uncp.edu
1	0.93%	<input type="text"/>	Bns002@bravemail.uncp.edu
1	0.93%	<input type="text"/>	brewerl.pms@robeson.k12.nc.us
1	0.93%	<input type="text"/>	carolinagirl_052002@yahoo.com
1	0.93%	<input type="text"/>	cb0035@bravemail.uncp.edu
1	0.93%	<input type="text"/>	cdl009@bravemail.uncp.edu
1	0.93%	<input type="text"/>	cep004@bravemail.uncp.edu

1	0.93%	<input type="text"/>	CHANEL.TURNER@YAHOO.COM
1	0.93%	<input type="text"/>	chocolatecadillac@yahoo.com
1	0.93%	<input type="text"/>	clm011@bravemail.uncp.edu
1	0.93%	<input type="text"/>	cmh015@bravemail.uncp.edu
1	0.93%	<input type="text"/>	cmkvemma@yahoo.com
1	0.93%	<input type="text"/>	collins.kyle@live.com
1	0.93%	<input type="text"/>	cpb002@bravemail.uncp.edu
1	0.93%	<input type="text"/>	czh001@bravemail.uncp.edu
1	0.93%	<input type="text"/>	dancer50697@yahoo.com
1	0.93%	<input type="text"/>	dll008@bravemail.uncp.edu
1	0.93%	<input type="text"/>	edwards32008@yahoo.com
1	0.93%	<input type="text"/>	eeg002@bravemail.uncp.edu
1	0.93%	<input type="text"/>	ell005@hotmail.com
1	0.93%	<input type="text"/>	fmclean10@yaHOO.COM
1	0.93%	<input type="text"/>	Fontainec03@yahoo.com
1	0.93%	<input type="text"/>	fsm002@bravemail.uncp.edu
1	0.93%	<input type="text"/>	glocklear01@gmail.com
1	0.93%	<input type="text"/>	goinskev@yahoo.com
1	0.93%	<input type="text"/>	hakeem_brown@hotmail.com
1	0.93%	<input type="text"/>	hi_lary85@yahoo.com
1	0.93%	<input type="text"/>	hrc001@bravemail.uncp.edu
1	0.93%	<input type="text"/>	jah011@bravemail.uncp.edu
1	0.93%	<input type="text"/>	james_demetrius@rocketmail.com
1	0.93%	<input type="text"/>	jan.maynor@lumberrivercog.org
1	0.93%	<input type="text"/>	jct002@bravemail.uncp.edu
1	0.93%	<input type="text"/>	jeh014@bravemail.uncp.edu
1	0.93%	<input type="text"/>	jha003@bravemail.uncp.edu
1	0.93%	<input type="text"/>	jja003@bravemail.uncp.edu
1	0.93%	<input type="text"/>	jjsz3467@aol.com
1	0.93%	<input type="text"/>	Jmg014@bravemail.uncp.edu
1	0.93%	<input type="text"/>	jnh_007@yahoo.com
1	0.93%	<input type="text"/>	jrc022@bravemail.uncp.edu
1	0.93%	<input type="text"/>	julieklucas@bellsouth.net
1	0.93%	<input type="text"/>	JW0020@BRAVEMAIL.UNCP.EDU
1	0.93%	<input type="text"/>	kar006@bravemail.uncp.edu
1	0.93%	<input type="text"/>	kaw005@bravemail.uncp.edu
1	0.93%	<input type="text"/>	kevin_clb@yahoo.com
1	0.93%	<input type="text"/>	klh017@bravemail.uncp.edu
1	0.93%	<input type="text"/>	klj008@bravemail.uncp.edu
1	0.93%	<input type="text"/>	krc006@bravemail.uncp.edu
1	0.93%	<input type="text"/>	ksc003@bravemail.uncp.edu
1	0.93%	<input type="text"/>	lcb010@uncp.edu
1	0.93%	<input type="text"/>	lcf002@bravemail.uncp.edu
1	0.93%	<input type="text"/>	lcg002@bravemail.uncp.edu

1	0.93%	<input type="text"/>	ldg006@bravemail.uncp.edu
1	0.93%	<input type="text"/>	LLC008@BRAVEMAIL.UNCP.EDU
1	0.93%	<input type="text"/>	lmz001@bravemail.uncp.edu
1	0.93%	<input type="text"/>	locklear04@hotmail.com
1	0.93%	<input type="text"/>	LOVELYLOCKLEAR@YAHOO.COM
1	0.93%	<input type="text"/>	lrr001@bravemail.uncp.edu
1	0.93%	<input type="text"/>	lumbeeb Barbie@hotmail.com
1	0.93%	<input type="text"/>	lumbeeladywpride@yahoo.com
1	0.93%	<input type="text"/>	lwf003@bravemail.uncp.edu
1	0.93%	<input type="text"/>	mcl010@bravemail.uncp.edu
1	0.93%	<input type="text"/>	Milltime40@hotmail.com
1	0.93%	<input type="text"/>	mIm028@bravemail.uncp.edu
1	0.93%	<input type="text"/>	mrB013@bravemail.uncp.edu
1	0.93%	<input type="text"/>	mrw003@bravemail.uncp.edu
1	0.93%	<input type="text"/>	oda001@bravemail.uncp.edu
1	0.93%	<input type="text"/>	papabudz@hotmail.com
1	0.93%	<input type="text"/>	rae_rae_40@yahoo.com
1	0.93%	<input type="text"/>	raymond.pearson7@gmail.com
1	0.93%	<input type="text"/>	rbgibsonlpd@hotmail.com
1	0.93%	<input type="text"/>	rdh005@bravemail.uncp.edu
1	0.93%	<input type="text"/>	rhd001@bravemail.uncp.edu
1	0.93%	<input type="text"/>	rmebrat1213@hotmail.com
1	0.93%	<input type="text"/>	rsc007@bravemail.uncp.edu
1	0.93%	<input type="text"/>	rsm005@bravemail.uncp.edu
1	0.93%	<input type="text"/>	rtp003@bravemail.uncp.edu
1	0.93%	<input type="text"/>	rym002@bravemail.uncp.edu
1	0.93%	<input type="text"/>	saa006@bravemail.uncp.edu
1	0.93%	<input type="text"/>	sdm017@bravemail.uncp.edu
1	0.93%	<input type="text"/>	sg0010@bravemail.uncp.edu
1	0.93%	<input type="text"/>	skh006@bravemail.uncp.edu
1	0.93%	<input type="text"/>	slj006@bravemail.uncp.edu
1	0.93%	<input type="text"/>	sll021@bravemail.uncp.edu
1	0.93%	<input type="text"/>	SLM029@BRAVEMAIL.UNCP.EDU
1	0.93%	<input type="text"/>	sweetsouthernbell04@yahoo.com
1	0.93%	<input type="text"/>	syn1974@hotmail.com
1	0.93%	<input type="text"/>	Trendee_1@msn.com
1	0.93%	<input type="text"/>	tth004@bravemail.uncp.edu
1	0.93%	<input type="text"/>	za-joo@hotmail.com

104 92.04% 13.42% Phone number (xxx-xxx-xxxx):

Count	Percent	<input type="text"/>	
1	0.96%	<input type="text"/>	(910) 603-4573
1	0.96%	<input type="text"/>	(919) 542-6906
1	0.96%	<input type="text"/>	1910-866-5984
1	0.96%	<input type="text"/>	1910-997-2028

1	0.96%		252-266-3671
1	0.96%		252-529-1420
1	0.96%		252-567-3290
1	0.96%		252-675-1510
1	0.96%		252-808-5193
1	0.96%		3362104636
1	0.96%		3363407966
1	0.96%		404-375-7874
1	0.96%		7042001144
1	0.96%		704-208-9638
1	0.96%		704-239-3455
1	0.96%		7043016291
1	0.96%		704-851-9056
1	0.96%		794-984-0454
1	0.96%		843-455-1285
1	0.96%		843-617-7371
1	0.96%		901-416-9387
1	0.96%		901-827-5605
1	0.96%		910 2295833
1	0.96%		910 258 2480
1	0.96%		910 485 0093
1	0.96%		910-206-0554
1	0.96%		910-206-1914
1	0.96%		910-206-2727
1	0.96%		9102171679
1	0.96%		910-221-9966
1	0.96%		910-232-4189
1	0.96%		910-234-0738
1	0.96%		910-276-1915
1	0.96%		910-280-8811
1	0.96%		910-281-4645
1	0.96%		910-308-9876
1	0.96%		910-316-1873
1	0.96%		9103169850
1	0.96%		910-322-3996
1	0.96%		910-330-2821
1	0.96%		910-334-1735
1	0.96%		910-334-1939
1	0.96%		910-334-3356
1	0.96%		910-339-7068
1	0.96%		910-354-9299
1	0.96%		910-373-7404
1	0.96%		9103744347
1	0.96%		910-374-4897

1	0.96%		910-374-5734
1	0.96%		910-374-6254
1	0.96%		910-384-3894
1	0.96%		9104202859
1	0.96%		910-424-7923
1	0.96%		9104295447
1	0.96%		910-474-5872
1	0.96%		910-489-9611
1	0.96%		910-520-2435
1	0.96%		910-521-0163
1	0.96%		910-521-1595
1	0.96%		910-522-0351
1	0.96%		9105225013
1	0.96%		910-527-2006
1	0.96%		910-527-4294
1	0.96%		910-534-0749
1	0.96%		910-544-9931
1	0.96%		910-551-8165
1	0.96%		9105803351
1	0.96%		910-583-9905
1	0.96%		910-618-6224
1	0.96%		910-618-7846
1	0.96%		910-628-9113
1	0.96%		910-653-5788
1	0.96%		910-6710234
1	0.96%		910-671-1165
1	0.96%		910-674-4500
1	0.96%		910-674-4613
1	0.96%		910-674-6413
1	0.96%		9106747024
1	0.96%		910-674-9026
1	0.96%		910-691-1618
1	0.96%		910-709-6447
1	0.96%		910-733-3849
1	0.96%		910-733-6029
1	0.96%		910-734-8330
1	0.96%		910-736-2892
1	0.96%		910-736-3075
1	0.96%		910-738-9742
1	0.96%		910-739-8141
1	0.96%		910-816-9476
1	0.96%		910-818-5754
1	0.96%		910-827-9186
1	0.96%		910-843-2442

1	0.96%	<input type="text"/>	910-843-2668
1	0.96%	<input type="text"/>	910-850-4033
1	0.96%	<input type="text"/>	910-850-6135
1	0.96%	<input type="text"/>	910-864-2003
1	0.96%	<input type="text"/>	910-864-4281
1	0.96%	<input type="text"/>	910-895-4478
1	0.96%	<input type="text"/>	910-904-0211
1	0.96%	<input type="text"/>	910-987-9971
1	0.96%	<input type="text"/>	9195398346
1	0.96%	<input type="text"/>	919-639-3072
1	0.96%	<input type="text"/>	919-820-1612
1	0.96%	<input type="text"/>	919-830-9107
113	Respondents		
775	Responses		