

# Career Expo Student Survey - Spring 2009

Description: This will be for data entry from paper instruments.

Date Created: 2/6/2009 11:56:06 AM

Date Range: 2/11/2009 12:00:00 AM - 4/1/2009 11:59:00 PM

Total Respondents: 36

Q1. What is your classification?			
Count	Percent		
4	11.11%		Freshman
4	11.11%		Sophomore
9	25.00%		Junior
17	47.22%		Senior
0	0.00%		Graduate student
2	5.56%		Alumnus
36 Respondents			

Q2. How did you hear about the Career Expo? (Check all that apply)				
Count	Respondent %	Response %		
5	14.71%	6.33%		Career Center web site
14	41.18%	17.72%		E-mail announcements
5	14.71%	6.33%		Career Center listserv
1	2.94%	1.27%		The Pine Needle
4	11.76%	5.06%		Professor
8	23.53%	10.13%		Career peer
9	26.47%	11.39%		Flyer on campus
0	0.00%	0.00%		Flyer in apartments
5	14.71%	6.33%		University online calendar
4	11.76%	5.06%		Student Life calendar
4	11.76%	5.06%		Banner
3	8.82%	3.80%		Table tent in University Center
5	14.71%	6.33%		Display in University Center
12	35.29%	15.19%		Friend
34 Respondents				
79 Responses				

Q3. Why did you choose to attend the Career Expo today? (Check all that apply)										
Count	Respondent %	Response %								
17	48.57%	25.76%		Full-time employment						
6	17.14%	9.09%		Part-time employment						
8	22.86%	12.12%		Internship						
10	28.57%	15.15%		Graduate/professional school						
8	22.86%	12.12%		Career research						
16	45.71%	24.24%		Just looking						
0	0.00%	0.00%		Class assignment						
1	2.86%	1.52%		Other (please specify)						
<table border="1"> <thead> <tr> <th>Count</th> <th>Percent</th> </tr> </thead> <tbody> <tr> <td>35</td> <td>Respondents</td> </tr> <tr> <td>66</td> <td>Responses</td> </tr> </tbody> </table>					Count	Percent	35	Respondents	66	Responses
Count	Percent									
35	Respondents									
66	Responses									

Q4. Did you consult with the Career Center to prepare for the Career Expo?

Count	Percent		
9	25.71%		Yes
26	74.29%		No
35 Respondents			

Q5. How many potential employers or graduate schools did you meet with today?

Count	Percent		
35	100.00%		
Count	Percent		
2	5.71%		0
5	14.29%		1
1	2.86%		10
4	11.43%		2
7	20.00%		3
4	11.43%		4
4	11.43%		5
2	5.71%		6
3	8.57%		7
1	2.86%		9
1	2.86%		a few
1	2.86%		several
35 Respondents			

Q6. What can the UNCP Career Center do to enhance this event and your experience?

Count	Percent		
28	100.00%		
Count	Percent		
1	3.57%		advertise more and more careers
1	3.57%		advertise more throughout the campus
1	3.57%		allow more subject area to be represented
1	3.57%		better variety
1	3.57%		branch out to more employers and locations
1	3.57%		bring education for future teachers like wilmington city schools
1	3.57%		Bring more jobs for sociology majors.
1	3.57%		bring more prospective employers from a wider variety of cities
1	3.57%		doing a great job
1	3.57%		get more govt. schools
1	3.57%		have food and snacks
1	3.57%		have it when more people are on campus i.e. tuesdays...i see a lot more people out on that day and when its warm! more students are out then
1	3.57%		have more career people
1	3.57%		have more employers and in other backgrounds
1	3.57%		have more info/booths for public relations professionals
1	3.57%		have more variety of science programs or science grad programs focusing towards pharmacy

1	3.57%	<input type="text"/>	help me with my career choices
1	3.57%	<input type="text"/>	keep announcing and try to get more agencies
1	3.57%	<input type="text"/>	minimize the uncp grad schools
1	3.57%	<input type="text"/>	more advertising
1	3.57%	<input type="text"/>	more businesses
1	3.57%	<input type="text"/>	more companies
1	3.57%	<input type="text"/>	more people
1	3.57%	<input type="text"/>	more people/jobs
1	3.57%	<input type="text"/>	potentially more grad schools, and part-time hirers
1	3.57%	<input type="text"/>	provide more vendors, broad spectrum of fields
1	3.57%	<input type="text"/>	teach how to writes a resume
1	3.57%	<input type="text"/>	to get more careers(jobs) out here

28 Respondents

Q7. What organization did you enjoy the most or get the most information from at the Career Expo?

Count Percent

31 100.00%

Count	Percent		
1	3.23%	<input type="text"/>	BB&T
1	3.23%	<input type="text"/>	air force
1	3.23%	<input type="text"/>	army, methodist, va hospital
1	3.23%	<input type="text"/>	bank
2	6.45%	<input type="text"/>	BB&T
1	3.23%	<input type="text"/>	beasley broadcasting
1	3.23%	<input type="text"/>	cape fear valley hospital
1	3.23%	<input type="text"/>	cape fear vally hospital
1	3.23%	<input type="text"/>	census bureau
1	3.23%	<input type="text"/>	education opportunities using my current degree
1	3.23%	<input type="text"/>	fsu grad program
1	3.23%	<input type="text"/>	girl scouts
1	3.23%	<input type="text"/>	grad schools
1	3.23%	<input type="text"/>	grad studies, uncp
1	3.23%	<input type="text"/>	job
1	3.23%	<input type="text"/>	meeting and finding job opportunities
1	3.23%	<input type="text"/>	mentor network
1	3.23%	<input type="text"/>	mentor program
1	3.23%	<input type="text"/>	mentoring and girl scouts
1	3.23%	<input type="text"/>	Mentoring and girl scouts
2	6.45%	<input type="text"/>	na
1	3.23%	<input type="text"/>	school of education
1	3.23%	<input type="text"/>	social security
1	3.23%	<input type="text"/>	Social Security Administration
1	3.23%	<input type="text"/>	social services
1	3.23%	<input type="text"/>	some people were very informative and friendly
		<input type="text"/>	

1	3.23%	uncp masters
1	3.23%	us census bureau, girl scouts, social security
1	3.23%	walgreens and us army

31 Respondents

Q8. What companies or graduate programs would you like to see represented at the Career Expo?

Count	Percent
27	100.00%

Count	Percent	
1	3.70%	anything dealing with psychology
1	3.70%	business corporations and from other states
1	3.70%	business management
1	3.70%	cia
1	3.70%	criminal justice
1	3.70%	girl scouts
1	3.70%	legal positions
1	3.70%	marketing advertising
1	3.70%	mentor network
1	3.70%	more advertisement firms
1	3.70%	more broadcasting, public relations related
1	3.70%	more pr firms
1	3.70%	nc State
1	3.70%	none
1	3.70%	physical education/math
1	3.70%	pr firms
1	3.70%	publis relations companies
1	3.70%	social services
1	3.70%	social work
1	3.70%	southeastern
1	3.70%	State Jobs
1	3.70%	unc or potentially more medical schools
1	3.70%	unc, duke, wake
1	3.70%	UPS
1	3.70%	walgreens
1	3.70%	walgreens, rite aid, cvs, hospital departments
1	3.70%	walmart

27 Respondents

Q9. What did you like most about the Career Expo?

Count	Percent
30	100.00%

Count	Percent	
1	3.33%	comfortable atmosphere
1	3.33%	different employments
1	3.33%	different schools and jobs

1	3.33%	<input type="checkbox"/>	door prizes
1	3.33%	<input type="checkbox"/>	eating
1	3.33%	<input type="checkbox"/>	friendly people
2	6.67%	<input type="checkbox"/>	Friendly people
1	3.33%	<input type="checkbox"/>	friendly vendors
1	3.33%	<input type="checkbox"/>	how helpful everyone was
1	3.33%	<input type="checkbox"/>	how their were job opportunities for freshman
1	3.33%	<input type="checkbox"/>	informative
1	3.33%	<input type="checkbox"/>	jobs
1	3.33%	<input type="checkbox"/>	location
1	3.33%	<input type="checkbox"/>	meeting new people learning about different programs
1	3.33%	<input type="checkbox"/>	meeting potential employers
1	3.33%	<input type="checkbox"/>	na
2	6.67%	<input type="checkbox"/>	networking
1	3.33%	<input type="checkbox"/>	nice attitudes
1	3.33%	<input type="checkbox"/>	nothing
1	3.33%	<input type="checkbox"/>	opportunities for interships
1	3.33%	<input type="checkbox"/>	people were very nice
1	3.33%	<input type="checkbox"/>	talking to recruiters and learning information
1	3.33%	<input type="checkbox"/>	talking with professionals
1	3.33%	<input type="checkbox"/>	the interaction with the reps
1	3.33%	<input type="checkbox"/>	the people
1	3.33%	<input type="checkbox"/>	the variety in opportunities
1	3.33%	<input type="checkbox"/>	there were a lot of areas to choose from
1	3.33%	<input type="checkbox"/>	to be enlightened about different that can be taken

30 Respondents




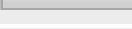







Q10. What are the three most valuable things you learned today?

Count      Percent

24      100.00%

Count      Percent

1	4.17%	<input type="checkbox"/>	i can go to grad school
1	4.17%	<input type="checkbox"/>	always bring a resume, come prepared for anything, dress and remain confident
1	4.17%	<input type="checkbox"/>	apply now, get certified, keep an open mind
1	4.17%	<input type="checkbox"/>	be well prepared
1	4.17%	<input type="checkbox"/>	bring resume, know what you are looking for, keep you options open
1	4.17%	<input type="checkbox"/>	deadlines
1	4.17%	<input type="checkbox"/>	dress, professional, talk to different people
1	4.17%	<input type="checkbox"/>	dress, professionalism, be prepared
1	4.17%	<input type="checkbox"/>	grad school
1	4.17%	<input type="checkbox"/>	i can get to a store manager by the age 23 at walgreens. the girl scouts are looking for new employees. i can go full-time to school while being employed by the army
1	4.17%	<input type="checkbox"/>	mass communicatino
1	4.17%	<input type="checkbox"/>	Morals, Job Competition, Mangement & Skills
1	4.17%	<input type="checkbox"/>	na

1	4.17%		networking
1	4.17%		networking, planning ahead, think of other possible careers
1	4.17%		professionalism and brief chatting
1	4.17%		respect, relevance, and learning
1	4.17%		smile be kind and listen
1	4.17%		that i am qualified for the mentoring program after i graduate in may
1	4.17%		there are many helpful information available to students, it is good to be able to talk to an individual on matters affiliated to subject area
1	4.17%		time mangement, be ready to explain major, know what youre major entails
1	4.17%		time dress to impress
1	4.17%		to complete a resume
1	4.17%		view options, take advantage of your degree, embark on different endeavors

24 Respondents

**Q11. Please rate your overall satisfaction with the following: - Representation of organizations in attendance**

Count	Percent		
13	36.11%		Very satisfied
14	38.89%		Satisfied
7	19.44%		Dissatisfied
2	5.56%		Very dissatisfied
0	0.00%		Not applicable
36	Respondents		

**Q12. Please rate your overall satisfaction with the following: - Approachability of recruiters**

Count	Percent		
15	41.67%		Very satisfied
20	55.56%		Satisfied
1	2.78%		Dissatisfied
0	0.00%		Very dissatisfied
0	0.00%		Not applicable
36	Respondents		

**Q13. Please rate your overall satisfaction with the following: - Your job/graduate school options at the Career Expo**

Count	Percent		
13	36.11%		Very satisfied
13	36.11%		Satisfied
9	25.00%		Dissatisfied
1	2.78%		Very dissatisfied
0	0.00%		Not applicable
36	Respondents		

Q14. Please rate your overall satisfaction with the following: - Event timeframe

Count	Percent		
13	36.11%		Very satisfied
20	55.56%		Satisfied
3	8.33%		Dissatisfied
0	0.00%		Very dissatisfied
0	0.00%		Not applicable
36	Respondents		

Q15. Please rate your overall satisfaction with the following: - Day of the week for the Career Expo

Count	Percent		
12	33.33%		Very satisfied
22	61.11%		Satisfied
1	2.78%		Dissatisfied
1	2.78%		Very dissatisfied
0	0.00%		Not applicable
36	Respondents		

Q16. Please rate your overall satisfaction with the following: - Helpfulness and professionalism of Career Center staff and career peers

Count	Percent		
16	44.44%		Very satisfied
19	52.78%		Satisfied
1	2.78%		Dissatisfied
0	0.00%		Very dissatisfied
0	0.00%		Not applicable
36	Respondents		

Q17. Please rate your overall satisfaction with the following: - Usefulness of the Career Expo

Count	Percent		
15	41.67%		Very satisfied
16	44.44%		Satisfied
3	8.33%		Dissatisfied
2	5.56%		Very dissatisfied
0	0.00%		Not applicable
36	Respondents		

Q18. Please rate your overall satisfaction with the following: - Overall satisfaction with Career Expo

Count	Percent		
13	36.11%		Very satisfied
18	50.00%		Satisfied
4	11.11%		Dissatisfied
1	2.78%		Very dissatisfied
0	0.00%		Not applicable
36	Respondents		