





















Grad Finale Survey - Spring 2010



Description: This survey will be administered to students attending Grad Finale via laptops at our station.


Date Created: 3/9/2010 10:57:44 AM

Date Range: 3/15/2010 12:00:00 AM - 4/15/2010 11:59:00 PM

Total Respondents: 431

Q1. What is most likely to be your principal activity upon graduation?																																																																											
Count	Percent																																																																										
281	65.20%		Employment, full-time paid																																																																								
14	3.25%		Employment, part-time paid																																																																								
68	15.78%		Graduate or professional school, full time																																																																								
25	5.80%		Graduate or professional school, part time																																																																								
10	2.32%		Additional undergraduate coursework																																																																								
14	3.25%		Military service																																																																								
0	0.00%		Volunteer activity (e.g., Peace Corps)																																																																								
2	0.46%		Starting or raising a family																																																																								
17	3.94%		Other (please specify)																																																																								
<table border="1"> <thead> <tr> <th>Count</th> <th>Percent</th> <th></th> <th></th> </tr> </thead> <tbody> <tr> <td>1</td> <td>5.88%</td> <td></td> <td>considering opening a literacy program</td> </tr> <tr> <td>1</td> <td>5.88%</td> <td></td> <td>Continue current job and seek further employment</td> </tr> <tr> <td>1</td> <td>5.88%</td> <td></td> <td>culinary school</td> </tr> <tr> <td>1</td> <td>5.88%</td> <td></td> <td>DOCTORATE</td> </tr> <tr> <td>1</td> <td>5.88%</td> <td></td> <td>Employment, full-time paid and part-time graduate school</td> </tr> <tr> <td>1</td> <td>5.88%</td> <td></td> <td>full time work/part time school</td> </tr> <tr> <td>1</td> <td>5.88%</td> <td></td> <td>going to Spain</td> </tr> <tr> <td>1</td> <td>5.88%</td> <td></td> <td>graduate and part-time employed</td> </tr> <tr> <td>1</td> <td>5.88%</td> <td></td> <td>Internship in Germany</td> </tr> <tr> <td>1</td> <td>5.88%</td> <td></td> <td>internship overseas</td> </tr> <tr> <td>1</td> <td>5.88%</td> <td></td> <td>Internship-Disney College Program</td> </tr> <tr> <td>1</td> <td>5.88%</td> <td></td> <td>Interpreter Program at CPCC</td> </tr> <tr> <td>1</td> <td>5.88%</td> <td></td> <td>Looking for a job or internship programs</td> </tr> <tr> <td>1</td> <td>5.88%</td> <td></td> <td>Seeking a job</td> </tr> <tr> <td>1</td> <td>5.88%</td> <td></td> <td>seeking employment and part time graduate school</td> </tr> <tr> <td>1</td> <td>5.88%</td> <td></td> <td>Study for LSAT & Get into Law School</td> </tr> <tr> <td>1</td> <td>5.88%</td> <td></td> <td>would like to both</td> </tr> </tbody> </table>				Count	Percent			1	5.88%		considering opening a literacy program	1	5.88%		Continue current job and seek further employment	1	5.88%		culinary school	1	5.88%		DOCTORATE	1	5.88%		Employment, full-time paid and part-time graduate school	1	5.88%		full time work/part time school	1	5.88%		going to Spain	1	5.88%		graduate and part-time employed	1	5.88%		Internship in Germany	1	5.88%		internship overseas	1	5.88%		Internship-Disney College Program	1	5.88%		Interpreter Program at CPCC	1	5.88%		Looking for a job or internship programs	1	5.88%		Seeking a job	1	5.88%		seeking employment and part time graduate school	1	5.88%		Study for LSAT & Get into Law School	1	5.88%		would like to both
Count	Percent																																																																										
1	5.88%		considering opening a literacy program																																																																								
1	5.88%		Continue current job and seek further employment																																																																								
1	5.88%		culinary school																																																																								
1	5.88%		DOCTORATE																																																																								
1	5.88%		Employment, full-time paid and part-time graduate school																																																																								
1	5.88%		full time work/part time school																																																																								
1	5.88%		going to Spain																																																																								
1	5.88%		graduate and part-time employed																																																																								
1	5.88%		Internship in Germany																																																																								
1	5.88%		internship overseas																																																																								
1	5.88%		Internship-Disney College Program																																																																								
1	5.88%		Interpreter Program at CPCC																																																																								
1	5.88%		Looking for a job or internship programs																																																																								
1	5.88%		Seeking a job																																																																								
1	5.88%		seeking employment and part time graduate school																																																																								
1	5.88%		Study for LSAT & Get into Law School																																																																								
1	5.88%		would like to both																																																																								
431 Respondents																																																																											

Q2. Have you accepted a job or are you currently employed and planning to stay in your current position after graduation?			
Count	Percent		
129	29.93%		Yes
302	70.07%		No
431 Respondents			

Q3. Please provide the following information regarding your employment situation:					
Count	Respondent %	Response %			
126	99.21%	20.49%	 Position title:		
<table border="1"> <thead> <tr> <th>Count</th> <th>Percent</th> </tr> </thead> </table>				Count	Percent
Count	Percent				

1	0.79%	<input type="text"/>	2nd Lt.
1	0.79%	<input type="text"/>	Admissions Specialist
1	0.79%	<input type="text"/>	Air Battle Manager
1	0.79%	<input type="text"/>	AP
1	0.79%	<input type="text"/>	area manager
1	0.79%	<input type="text"/>	Army officer
1	0.79%	<input type="text"/>	Ass. Case Manager
1	0.79%	<input type="text"/>	assistant chef
1	0.79%	<input type="text"/>	Assistant Diector Campus Police
1	0.79%	<input type="text"/>	Assistant Office Manager
3	2.38%	<input type="text"/>	Assistant Principal
1	0.79%	<input type="text"/>	ASSISTANT PRINCIPAL
1	0.79%	<input type="text"/>	Assistant Principl
1	0.79%	<input type="text"/>	Associate Professional
1	0.79%	<input type="text"/>	Asst Direcor
1	0.79%	<input type="text"/>	athletic trainer
1	0.79%	<input type="text"/>	Band Director
1	0.79%	<input type="text"/>	BANK TELLER
1	0.79%	<input type="text"/>	Bartender
1	0.79%	<input type="text"/>	BraveTech
1	0.79%	<input type="text"/>	C.N.A.
1	0.79%	<input type="text"/>	cashier
1	0.79%	<input type="text"/>	Cashier
2	1.59%	<input type="text"/>	Certified Nursing Assistant
1	0.79%	<input type="text"/>	Chemist
1	0.79%	<input type="text"/>	Clinical Supervisor
1	0.79%	<input type="text"/>	COACH
1	0.79%	<input type="text"/>	collections representitive
1	0.79%	<input type="text"/>	Communty Specialist
1	0.79%	<input type="text"/>	construction
1	0.79%	<input type="text"/>	Crew
1	0.79%	<input type="text"/>	Customer Relations
1	0.79%	<input type="text"/>	Customer Service Manager
2	1.59%	<input type="text"/>	Director
1	0.79%	<input type="text"/>	Director of Athletic Bands
1	0.79%	<input type="text"/>	Displaced Homemakers Program Coordinator
1	0.79%	<input type="text"/>	Do not know yet
1	0.79%	<input type="text"/>	Domestic Engineer
1	0.79%	<input type="text"/>	EC Teacher
1	0.79%	<input type="text"/>	Educational Interpreter for the Deaf
1	0.79%	<input type="text"/>	Educator
1	0.79%	<input type="text"/>	Elementary Ed Teacher
1	0.79%	<input type="text"/>	EMS Supervisor
1	0.79%	<input type="text"/>	Exceptional Children's Case Manager

1	0.79%	<input type="checkbox"/>	Fitness Specialist
1	0.79%	<input type="checkbox"/>	Food Protection Branch Program Supervisor
1	0.79%	<input type="checkbox"/>	Front desk Clerk
1	0.79%	<input type="checkbox"/>	Hardware Salesman
1	0.79%	<input type="checkbox"/>	Health Fitness Specialist
1	0.79%	<input type="checkbox"/>	imc
1	0.79%	<input type="checkbox"/>	Indian Education Cord.
1	0.79%	<input type="checkbox"/>	Instructional Coordinator Upward Bound
1	0.79%	<input type="checkbox"/>	Investiagtor
1	0.79%	<input type="checkbox"/>	IT Tech
1	0.79%	<input type="checkbox"/>	legal ASSISTANT
1	0.79%	<input type="checkbox"/>	Logistics Readiness Officer
1	0.79%	<input type="checkbox"/>	Lt
2	1.59%	<input type="checkbox"/>	Manager
1	0.79%	<input type="checkbox"/>	Marketing intern
1	0.79%	<input type="checkbox"/>	Medic
1	0.79%	<input type="checkbox"/>	NA
1	0.79%	<input type="checkbox"/>	NC Wlse Data Manager
1	0.79%	<input type="checkbox"/>	Obesity Prevention Project Director
1	0.79%	<input type="checkbox"/>	operations manager
1	0.79%	<input type="checkbox"/>	Paramedic
1	0.79%	<input type="checkbox"/>	PE Teacher
2	1.59%	<input type="checkbox"/>	Pharmacy Technician
1	0.79%	<input type="checkbox"/>	Platoon leader
1	0.79%	<input type="checkbox"/>	Police officer
1	0.79%	<input type="checkbox"/>	Preschool Teacher
1	0.79%	<input type="checkbox"/>	Print Assistant
1	0.79%	<input type="checkbox"/>	Professional Tutor
1	0.79%	<input type="checkbox"/>	Public Information Spec
1	0.79%	<input type="checkbox"/>	RECEPTIONIST
1	0.79%	<input type="checkbox"/>	reloader
1	0.79%	<input type="checkbox"/>	remedial math tutor
1	0.79%	<input type="checkbox"/>	Research Assistant
1	0.79%	<input type="checkbox"/>	Retail Sales Consultant
3	2.38%	<input type="checkbox"/>	RN
1	0.79%	<input type="checkbox"/>	Sales
1	0.79%	<input type="checkbox"/>	Sales Assistant
1	0.79%	<input type="checkbox"/>	Sales Associate
1	0.79%	<input type="checkbox"/>	Sales Supervisor
1	0.79%	<input type="checkbox"/>	School Counselor
1	0.79%	<input type="checkbox"/>	School nurse
1	0.79%	<input type="checkbox"/>	School Social Worker
1	0.79%	<input type="checkbox"/>	SCIENCE TEACHER
1	0.79%	<input type="checkbox"/>	Second Lieutenant

1	0.79%	<input type="checkbox"/>	Secretary
1	0.79%	<input type="checkbox"/>	security guard
1	0.79%	<input type="checkbox"/>	server
1	0.79%	<input type="checkbox"/>	Service Associate
1	0.79%	<input type="checkbox"/>	Social Worker
1	0.79%	<input type="checkbox"/>	SOCIAL WORKER
1	0.79%	<input type="checkbox"/>	Special Assets Adjuster
1	0.79%	<input type="checkbox"/>	special assets representative
1	0.79%	<input type="checkbox"/>	student
1	0.79%	<input type="checkbox"/>	supervisor
2	1.59%	<input type="checkbox"/>	teacher
9	7.14%	<input type="checkbox"/>	Teacher
2	1.59%	<input type="checkbox"/>	TEACHER
2	1.59%	<input type="checkbox"/>	Teacher Assistant
1	0.79%	<input type="checkbox"/>	Teacher of Exceptional Children
1	0.79%	<input type="checkbox"/>	Teaching
1	0.79%	<input type="checkbox"/>	Tutorial Coordinator/ Adjunct Faculty
1	0.79%	<input type="checkbox"/>	Vet Ass.
1	0.79%	<input type="checkbox"/>	Veterinary Assistant

124 97.64% 20.16% Employer:

Count	Percent		
2	1.61%	<input type="checkbox"/>	Army
1	0.81%	<input type="checkbox"/>	AT&T Mobility
1	0.81%	<input type="checkbox"/>	autozone
3	2.42%	<input type="checkbox"/>	BB&T
1	0.81%	<input type="checkbox"/>	bbt
1	0.81%	<input type="checkbox"/>	Bill Luck
1	0.81%	<input type="checkbox"/>	Bojangle's
1	0.81%	<input type="checkbox"/>	Brunswick County EMS
1	0.81%	<input type="checkbox"/>	c. wayne collier elem.
1	0.81%	<input type="checkbox"/>	Campbell Soup Company
1	0.81%	<input type="checkbox"/>	Cape Fear Valley
1	0.81%	<input type="checkbox"/>	Cape Fear Valley EMS
1	0.81%	<input type="checkbox"/>	Cape Fear Valley Health Systems
1	0.81%	<input type="checkbox"/>	Cape Fear Valley Medical Center
1	0.81%	<input type="checkbox"/>	CCS
1	0.81%	<input type="checkbox"/>	Columbus County Schools
1	0.81%	<input type="checkbox"/>	Cumberland County
1	0.81%	<input type="checkbox"/>	Cumberland County Schools
1	0.81%	<input type="checkbox"/>	Cumberland county sheriff's department
1	0.81%	<input type="checkbox"/>	Dr. Brooks
1	0.81%	<input type="checkbox"/>	Edwin Morgan Center
1	0.81%	<input type="checkbox"/>	Family Alternatives
1	0.81%	<input type="checkbox"/>	FCCS

1	0.81%	<input type="checkbox"/>	Food Lion
1	0.81%	<input type="checkbox"/>	FSNB Bank
1	0.81%	<input type="checkbox"/>	FTCC
1	0.81%	<input type="checkbox"/>	gUardian ad litem
1	0.81%	<input type="checkbox"/>	Guilford Center
1	0.81%	<input type="checkbox"/>	Hawkeye Indian cultural Center
1	0.81%	<input type="checkbox"/>	HEALTHKEEPERZ
1	0.81%	<input type="checkbox"/>	Hoke COunty
1	0.81%	<input type="checkbox"/>	Hoke County Schools
1	0.81%	<input type="checkbox"/>	Holiday Inn Express
1	0.81%	<input type="checkbox"/>	Hope Mills Glass
1	0.81%	<input type="checkbox"/>	Jimmy Jazz
1	0.81%	<input type="checkbox"/>	KMART
1	0.81%	<input type="checkbox"/>	Liberty Long Term Care
1	0.81%	<input type="checkbox"/>	Lifetouch National School Studios
1	0.81%	<input type="checkbox"/>	LJ Bell Elementary School
1	0.81%	<input type="checkbox"/>	LRDA
1	0.81%	<input type="checkbox"/>	LUMBEE GUARANTY BANK
1	0.81%	<input type="checkbox"/>	Methodist University
1	0.81%	<input type="checkbox"/>	Middle Creek Creative School
1	0.81%	<input type="checkbox"/>	Missys Grill
1	0.81%	<input type="checkbox"/>	Montgomery County Schools
1	0.81%	<input type="checkbox"/>	Moore County Schools
1	0.81%	<input type="checkbox"/>	Mr. & Mrs. Judge McKinnon
1	0.81%	<input type="checkbox"/>	NC State University
1	0.81%	<input type="checkbox"/>	NC ZOO
1	0.81%	<input type="checkbox"/>	NCDENR
1	0.81%	<input type="checkbox"/>	Nicholson Commercial Systems
1	0.81%	<input type="checkbox"/>	North End Veterinary Clinic
1	0.81%	<input type="checkbox"/>	Office depot
1	0.81%	<input type="checkbox"/>	Piedmont Home Care
1	0.81%	<input type="checkbox"/>	port human services
1	0.81%	<input type="checkbox"/>	Premier Behavioral Services Inc.
1	0.81%	<input type="checkbox"/>	Premier Intergrity Solutions INC.
5	4.03%	<input type="checkbox"/>	PSRC
1	0.81%	<input type="checkbox"/>	PSRC/RCC
1	0.81%	<input type="checkbox"/>	PUBLIC DEFENDER
1	0.81%	<input type="checkbox"/>	public schools of robeson
1	0.81%	<input type="checkbox"/>	Public Schools of Robeson Co
5	4.03%	<input type="checkbox"/>	Public Schools of Robeson County
1	0.81%	<input type="checkbox"/>	PUBLIC SCHOOLS OF ROBESON COUNTY
1	0.81%	<input type="checkbox"/>	Public Schools Robeson County
1	0.81%	<input type="checkbox"/>	R&D Timber Co.
1	0.81%	<input type="checkbox"/>	Richmond County Schools

1	0.81%	<input type="text"/>	Robeson Community College
1	0.81%	<input type="text"/>	ROBESON COUNTY DSS
1	0.81%	<input type="text"/>	Robeson Public Defender's Office
1	0.81%	<input type="text"/>	Ruby Tuesday
1	0.81%	<input type="text"/>	Sandhills Classical Christian School
1	0.81%	<input type="text"/>	Sandhills Community College
1	0.81%	<input type="text"/>	SCHOTT Ag
1	0.81%	<input type="text"/>	scotland county schools
4	3.23%	<input type="text"/>	Scotland County Schools
1	0.81%	<input type="text"/>	Scotland Memorial Hospital
1	0.81%	<input type="text"/>	self employed
1	0.81%	<input type="text"/>	Senior Resource Servuces
1	0.81%	<input type="text"/>	SFI
1	0.81%	<input type="text"/>	Southeastern Community College
2	1.61%	<input type="text"/>	Southeastern Regional Medical Center
1	0.81%	<input type="text"/>	Southeastern Family Violence Center
1	0.81%	<input type="text"/>	Sports Jam
2	1.61%	<input type="text"/>	SRMC
1	0.81%	<input type="text"/>	ST. BONAVENTURE HIGH SCHOOL
1	0.81%	<input type="text"/>	TAYLOR'S TOTAL LOOK
1	0.81%	<input type="text"/>	Thames Construction Co., Inc
1	0.81%	<input type="text"/>	The Isles Restaurant
1	0.81%	<input type="text"/>	Town of Pembroke
1	0.81%	<input type="text"/>	True Value
1	0.81%	<input type="text"/>	UNC Asheville
2	1.61%	<input type="text"/>	UNCP
1	0.81%	<input type="text"/>	UNCP - Givens PAC
1	0.81%	<input type="text"/>	UNCP DoIT
1	0.81%	<input type="text"/>	UPS
1	0.81%	<input type="text"/>	US A
2	1.61%	<input type="text"/>	US Army
4	3.23%	<input type="text"/>	USAF
1	0.81%	<input type="text"/>	W&B Healthcare
1	0.81%	<input type="text"/>	Walmart
1	0.81%	<input type="text"/>	Washington Park Elementary School
1	0.81%	<input type="text"/>	West Hoke Middle

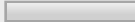






















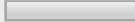








123 96.85% 20.00% City:

Count	Percent	<input type="text"/>	
1	0.81%	<input type="text"/>	aberdeen
1	0.81%	<input type="text"/>	Aberdeen
2	1.63%	<input type="text"/>	Asheboro
1	0.81%	<input type="text"/>	Bolivia
1	0.81%	<input type="text"/>	Carthage
1	0.81%	<input type="text"/>	Edenton

1	0.81%		fayetteville
17	13.82%		Fayetteville
1	0.81%		Fayetteville
2	1.63%		Fort Bragg
1	0.81%		Ft. Bragg
1	0.81%		Ft. Lewis
1	0.81%		Goldsboro
1	0.81%		Greensboro
1	0.81%		Grunenplan, Germany
10	8.13%		Laurinburg
1	0.81%		LAURINBURG
4	3.25%		Lumberton
1	0.81%		LUMBERTON
23	18.70%		Lumberton
3	2.44%		LUMBERTON
1	0.81%		LUMERTON
1	0.81%		Maxton
1	0.81%		Maxton, NC
1	0.81%		Mebane
1	0.81%		MOYOCK
1	0.81%		NA
1	0.81%		NC
1	0.81%		Ocean Isle Beach
1	0.81%		Orrum
1	0.81%		Panama City
8	6.50%		Pembroke
3	2.44%		PEMBROKE
1	0.81%		Pemroke
1	0.81%		Pensacola
1	0.81%		Pinehurst
2	1.63%		Raeford
2	1.63%		Raleigh
1	0.81%		Reaford
4	3.25%		Red Springs
3	2.44%		Rockingham
1	0.81%		ROWLAND
1	0.81%		Sanford,
1	0.81%		Southern Pines
1	0.81%		St. Pauls
1	0.81%		Troy
1	0.81%		Vandenberg AFB
1	0.81%		VENTURA
1	0.81%		Walterboro
3	2.44%		Whiteville

Count	Percent		
1	0.81%	<input type="text"/>	Wilmington
122	96.06%	19.84%	<input type="text"/> State: (e.g., NC)
Count	Percent		
2	1.64%	<input type="text"/>	CA
2	1.64%	<input type="text"/>	FL
1	0.82%	<input type="text"/>	NA
115	94.26%	<input checked="" type="text"/>	NC
1	0.82%	<input type="text"/>	SC
1	0.82%	<input type="text"/>	WA
120	94.49%	19.51%	<input type="text"/> Start date: (mm/dd/yyyy)
Count	Percent		
1	0.83%	<input type="text"/>	00/00/0000
1	0.83%	<input type="text"/>	01/01/1998
1	0.83%	<input type="text"/>	01/01/2010
1	0.83%	<input type="text"/>	01/03/2005
1	0.83%	<input type="text"/>	01/07/2008
1	0.83%	<input type="text"/>	01/10/2007
1	0.83%	<input type="text"/>	01/15/2008
1	0.83%	<input type="text"/>	01/17/2010
1	0.83%	<input type="text"/>	01/18/2009
1	0.83%	<input type="text"/>	01/20/2010
1	0.83%	<input type="text"/>	02/01/2007
1	0.83%	<input type="text"/>	02/01/2009
1	0.83%	<input type="text"/>	02/1/2008
1	0.83%	<input type="text"/>	02/16/2001
1	0.83%	<input type="text"/>	02/16/2010
1	0.83%	<input type="text"/>	02/19/1001
1	0.83%	<input type="text"/>	03/05/2008
1	0.83%	<input type="text"/>	03/08/2008
1	0.83%	<input type="text"/>	03/10/2010
1	0.83%	<input type="text"/>	03/11/2010
1	0.83%	<input type="text"/>	03/15/1959
1	0.83%	<input type="text"/>	03/17/2010
1	0.83%	<input type="text"/>	03/31/2010
1	0.83%	<input type="text"/>	04/01/2009
1	0.83%	<input type="text"/>	04/20/1988
1	0.83%	<input type="text"/>	05/01/1999
1	0.83%	<input type="text"/>	05/01/2000
1	0.83%	<input type="text"/>	05/01/2006
2	1.67%	<input type="text"/>	05/01/2009
1	0.83%	<input type="text"/>	05/01/2010
1	0.83%	<input type="text"/>	05/04/2009
1	0.83%	<input type="text"/>	05/08/2010
2	1.67%	<input type="text"/>	05/10/2008




3	2.50%	<input type="text"/>	05/10/2010
1	0.83%	<input type="text"/>	05/13/2010
2	1.67%	<input type="text"/>	05/14/2010
2	1.67%	<input type="text"/>	05/15/2010
1	0.83%	<input type="text"/>	06/01/2009
1	0.83%	<input type="text"/>	06/01/2010
1	0.83%	<input type="text"/>	06/09/2006
1	0.83%	<input type="text"/>	06/1/2010
1	0.83%	<input type="text"/>	06/11/2004
1	0.83%	<input type="text"/>	06/11/2008
1	0.83%	<input type="text"/>	06/12/2006
1	0.83%	<input type="text"/>	06/12/2008
1	0.83%	<input type="text"/>	06/12/2010
1	0.83%	<input type="text"/>	06/13/2010
1	0.83%	<input type="text"/>	06/14/2009
1	0.83%	<input type="text"/>	06/15/2010
1	0.83%	<input type="text"/>	06/22/2009
1	0.83%	<input type="text"/>	06/23/1983
1	0.83%	<input type="text"/>	06/25/2009
1	0.83%	<input type="text"/>	06/30/2008
3	2.50%	<input type="text"/>	07/01/2007
1	0.83%	<input type="text"/>	07/01/2009
1	0.83%	<input type="text"/>	07/01/2010
1	0.83%	<input type="text"/>	07/11/2005
1	0.83%	<input type="text"/>	07/13/2003
1	0.83%	<input type="text"/>	07/18/2005
1	0.83%	<input type="text"/>	07/28/2003
1	0.83%	<input type="text"/>	07/30/1998
1	0.83%	<input type="text"/>	08/01/1998
1	0.83%	<input type="text"/>	08/01/2003
1	0.83%	<input type="text"/>	08/01/2006
3	2.50%	<input type="text"/>	08/01/2008
1	0.83%	<input type="text"/>	08/01/2009
1	0.83%	<input type="text"/>	08/01/2010
1	0.83%	<input type="text"/>	08/08/2004
1	0.83%	<input type="text"/>	08/10/1999
1	0.83%	<input type="text"/>	08/15/2005
1	0.83%	<input type="text"/>	08/21/2001
1	0.83%	<input type="text"/>	08/21/2007
1	0.83%	<input type="text"/>	08/22/2008
1	0.83%	<input type="text"/>	08/23/2006
1	0.83%	<input type="text"/>	08/25/2007
1	0.83%	<input type="text"/>	09/00/1997
1	0.83%	<input type="text"/>	09/08/2004

1	0.83%		09/09/2010
1	0.83%		09/15/2009
1	0.83%		09/15/2010
1	0.83%		1/5/2009
1	0.83%		10/01/2006
1	0.83%		10/01/2007
1	0.83%		10/06/2006
1	0.83%		10/09/2003
1	0.83%		10/1/2008
1	0.83%		10/13/2010
1	0.83%		10/17/2009
1	0.83%		10/19/2006
1	0.83%		10/30/1986
1	0.83%		11/01/2001
1	0.83%		11/05/2000
1	0.83%		11/14/1998
1	0.83%		11/15/2008
1	0.83%		11/20/2009
1	0.83%		11/21/2005
1	0.83%		11/24/2008
1	0.83%		12/01/2010
1	0.83%		12/1/2004
1	0.83%		12/14/1987
1	0.83%		12/15/2008
1	0.83%		12/26/2005
1	0.83%		12/7/2009
1	0.83%		3/2/2007
1	0.83%		3/24/2005
1	0.83%		5/10/2010
1	0.83%		5/15/2010
1	0.83%		7/1/2010
1	0.83%		7/12/2005
1	0.83%		7/16/2001

127 Respondents

615 Responses

Q4. Is this a position you held during (or before) your studies at UNCP?

Count	Percent		
93	72.66%		Yes
35	27.34%		No

128 Respondents

Q5. Will you be attending graduate school after graduation?

Count	Percent		
134	31.16%		Yes
296	68.84%		No
430 Respondents			

Q6. Please provide the following information regarding your graduate school situation:

Count	Respondent %	Response %	
100	96.15%	34.25%	Institution:

Count	Percent		
1	1.00%		Baylor University
1	1.00%		Campbell
1	1.00%		Campbell School of Law
1	1.00%		Cincinatti
1	1.00%		Clark Atlanta
1	1.00%		east carolina university
2	2.00%		East Carolina University
1	1.00%		ECU
1	1.00%		ESU
1	1.00%		Fayetteville State University
1	1.00%		FSU
1	1.00%		gwu or nyu or mu
1	1.00%		Kansas State University
1	1.00%		Liberty University Online
1	1.00%		Methodist University
1	1.00%		n/a
3	3.00%		N/A
1	1.00%		NA
1	1.00%		NC A&T
1	1.00%		NC State Veterinary School
1	1.00%		NCC
1	1.00%		none
1	1.00%		not decided
1	1.00%		Nova Southeastern University
1	1.00%		Oklahoma State University
1	1.00%		psychology
1	1.00%		Purdue
1	1.00%		UGA
2	2.00%		UNC Charlotte
3	3.00%		UNC Pembroke
2	2.00%		UNC- Pembroke
1	1.00%		UNC pharmacy school
1	1.00%		UNC School of the Arts
2	2.00%		UNCC
1	1.00%		UNC-FSU

10	10.00%		uncp
2	2.00%		Uncp
30	30.00%		UNCP
1	1.00%		uncp.edu
3	3.00%		UNC-Pembroke
1	1.00%		UNC-PEMBROKE
1	1.00%		UNCW
1	1.00%		undecided
1	1.00%		Undecided
1	1.00%		undedcided
1	1.00%		University of North Carolin at Pembroke
1	1.00%		University of North Carolina at Chapel Hill
1	1.00%		University of North Carolina at Greensboro
1	1.00%		unsure
1	1.00%		UNSURE
1	1.00%		UT















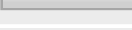







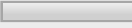









99 95.19% 33.90%

Count	Percent		
1	1.01%		Art Edu
1	1.01%		BIOLOGY
1	1.01%		Biology/education
1	1.01%		business
3	3.03%		Business
1	1.01%		Business Administartion
1	1.01%		Business Administration
1	1.01%		Clinical exercise specialist
1	1.01%		cognitive
1	1.01%		College of Optometry
1	1.01%		Community and Clinical Psychology
1	1.01%		Community Counseling
1	1.01%		counseling
2	2.02%		Criminal Justice
1	1.01%		Criminal Justice/Sociology
1	1.01%		criminkl justice
1	1.01%		Doctorate
1	1.01%		Educatio
1	1.01%		EDUCATION
4	4.04%		Elementary Education
1	1.01%		English
1	1.01%		English Ed.
1	1.01%		Entomology
1	1.01%		ESL Education
1	1.01%		Exercise Science
1	1.01%		experimental psychology

1	1.01%	<input type="text"/>	Finance
1	1.01%	<input type="text"/>	International Public Relations
1	1.01%	<input type="text"/>	Law
1	1.01%	<input type="text"/>	LAW
1	1.01%	<input type="text"/>	law school
1	1.01%	<input type="text"/>	Law School
1	1.01%	<input type="text"/>	Library Sciences
1	1.01%	<input type="text"/>	Masters of Arts in Education
1	1.01%	<input type="text"/>	MAT
1	1.01%	<input type="text"/>	Math Ed
1	1.01%	<input type="text"/>	Mathematics Education
1	1.01%	<input type="text"/>	Medical School
1	1.01%	<input type="text"/>	middle grades
2	2.02%	<input type="text"/>	MSA
1	1.01%	<input type="text"/>	MSW
1	1.01%	<input type="text"/>	Music Education
1	1.01%	<input type="text"/>	Music Performance and Pedagogy
1	1.01%	<input type="text"/>	none
1	1.01%	<input type="text"/>	nursing
2	2.02%	<input type="text"/>	Nursing
1	1.01%	<input type="text"/>	occupational therapy
1	1.01%	<input type="text"/>	PE
1	1.01%	<input type="text"/>	Performing Arts Management
2	2.02%	<input type="text"/>	Pharmacy
1	1.01%	<input type="text"/>	Physical Therapy
1	1.01%	<input type="text"/>	Physician Assistant
1	1.01%	<input type="text"/>	Physician Assistant Program
1	1.01%	<input type="text"/>	Psycholgy
1	1.01%	<input type="text"/>	psychology
2	2.02%	<input type="text"/>	Psychology
1	1.01%	<input type="text"/>	Public Admin
1	1.01%	<input type="text"/>	Public Administration
1	1.01%	<input type="text"/>	Public Health
1	1.01%	<input type="text"/>	rec
1	1.01%	<input type="text"/>	religion
5	5.05%	<input type="text"/>	School Counseling
1	1.01%	<input type="text"/>	Sci Ed
1	1.01%	<input type="text"/>	SCIENCE EDUCATION
1	1.01%	<input type="text"/>	SERVICE AGENCY COUNSELING
1	1.01%	<input type="text"/>	service counseling
3	3.03%	<input type="text"/>	social work
1	1.01%	<input type="text"/>	Social work
3	3.03%	<input type="text"/>	Social Work
1	1.01%	<input type="text"/>	SociAL Work

1	1.01%		social work
1	1.01%		special education
1	1.01%		sports admin
1	1.01%		Sports Administration
1	1.01%		Srv AGENT Counseling
1	1.01%		SSE, History
1	1.01%		swk
1	1.01%		SWK
2	2.02%		unsure
1	1.01%		Veterinary Medicine

93 89.42% 31.85%  Degree: (e.g., M.B.A., M.P.A., M.A., M.Ed)

Count	Percent		
1	1.08%		?
1	1.08%		B.A.
1	1.08%		B.M.
1	1.08%		BA
1	1.08%		Bachelors
1	1.08%		bsw
1	1.08%		Doctorate
1	1.08%		Dr
1	1.08%		Finance
1	1.08%		J.D.
1	1.08%		JD
1	1.08%		juris doctorate
1	1.08%		M. Ed
1	1.08%		M. S.
4	4.30%		M.A
1	1.08%		m.a.
16	17.20%		M.A.
1	1.08%		m.a., m.s.
3	3.23%		M.B.A
1	1.08%		m.b.a.
3	3.23%		M.B.A.
1	1.08%		M.Ed
3	3.23%		M.ED
1	1.08%		m.ed.
1	1.08%		M.F.A.
1	1.08%		M.M.
1	1.08%		M.S. Counseling
1	1.08%		M.S.N.
6	6.45%		MA
1	1.08%		masters
1	1.08%		MASTERS
2	2.15%		mba

6	6.45%	<input type="text"/>	MBA
1	1.08%	<input type="text"/>	MD
1	1.08%	<input type="text"/>	mdiv
1	1.08%	<input type="text"/>	MPA
1	1.08%	<input type="text"/>	MPH
1	1.08%	<input type="text"/>	MS
2	2.15%	<input type="text"/>	MSA
1	1.08%	<input type="text"/>	MSF
1	1.08%	<input type="text"/>	msw
7	7.53%	<input type="text"/>	MSW
1	1.08%	<input type="text"/>	none
1	1.08%	<input type="text"/>	np
1	1.08%	<input type="text"/>	OD
1	1.08%	<input type="text"/>	Ph.D
1	1.08%	<input type="text"/>	Pharm. D
1	1.08%	<input type="text"/>	PharmD
1	1.08%	<input type="text"/>	Public Administration
1	1.08%	<input type="text"/>	School Leadership
1	1.08%	<input type="text"/>	unsure

104 Respondents

292 Responses

Q7. If you have not yet been accepted, where have you applied?

Count Percent

89 100.00%

Count	Percent		
1	1.12%	<input type="text"/>	Applying 2011
1	1.12%	<input type="text"/>	BU, K-State, U or Oregon, Ball State
1	1.12%	<input type="text"/>	Campbell
1	1.12%	<input type="text"/>	CLayton SState, Kentucky, Indiana
1	1.12%	<input type="text"/>	ECU
1	1.12%	<input type="text"/>	FAYETTEVILLE STATE
1	1.12%	<input type="text"/>	Fayetteville State University
1	1.12%	<input type="text"/>	Fayetteville State
1	1.12%	<input type="text"/>	frontier
1	1.12%	<input type="text"/>	George Mason University, UNC Pembroke, University of Mary Washington
1	1.12%	<input type="text"/>	have applied
1	1.12%	<input type="text"/>	haven't applied yet
1	1.12%	<input type="text"/>	Havnt applied yet
5	5.62%	<input type="text"/>	n/a
7	7.87%	<input type="text"/>	N/A
5	5.62%	<input type="text"/>	no
1	1.12%	<input type="text"/>	NO
3	3.37%	<input type="text"/>	no where
1	1.12%	<input type="text"/>	NO WHERE














1	1.12%	<input type="checkbox"/>	No where as of yet
1	1.12%	<input type="checkbox"/>	no where yet
1	1.12%	<input type="checkbox"/>	No, Will apply to uncp
1	1.12%	<input type="checkbox"/>	none
1	1.12%	<input type="checkbox"/>	Not yet
2	2.25%	<input type="checkbox"/>	not yet applied
2	2.25%	<input type="checkbox"/>	nowhere
2	2.25%	<input type="checkbox"/>	Nowhere
1	1.12%	<input type="checkbox"/>	NYU, CUNY:Brooklyn, NY Film Academy
1	1.12%	<input type="checkbox"/>	Planning to apply
1	1.12%	<input type="checkbox"/>	PostBacc at the NIH
1	1.12%	<input type="checkbox"/>	San Diego State University
1	1.12%	<input type="checkbox"/>	UNC and Campbell
1	1.12%	<input type="checkbox"/>	UNC and NCSU
1	1.12%	<input type="checkbox"/>	unc chapel hill
1	1.12%	<input type="checkbox"/>	UNC Charlotte, UNC Pembroke
2	2.25%	<input type="checkbox"/>	UNC Pembroke
1	1.12%	<input type="checkbox"/>	UNC School of the Arts
1	1.12%	<input type="checkbox"/>	uncc
2	2.25%	<input type="checkbox"/>	UNCC
1	1.12%	<input type="checkbox"/>	UNC-CH, ECU
1	1.12%	<input type="checkbox"/>	UNC-Charlotte
1	1.12%	<input type="checkbox"/>	uncg
8	8.99%	<input type="checkbox"/>	uncp
8	8.99%	<input type="checkbox"/>	UNCP
1	1.12%	<input type="checkbox"/>	UNCW, UNC, and ECU
1	1.12%	<input type="checkbox"/>	UNCW, UNCC, University of North Florida
1	1.12%	<input type="checkbox"/>	undecided
1	1.12%	<input type="checkbox"/>	University North Texas, UNCG, Wichita State, Texas A&M, Florida State, Oklahoma State, Eastern Michigan University
1	1.12%	<input type="checkbox"/>	university of maryland
1	1.12%	<input type="checkbox"/>	unknown
1	1.12%	<input type="checkbox"/>	Valdosta State University
1	1.12%	<input type="checkbox"/>	VCU,UNCP
1	1.12%	<input type="checkbox"/>	Yes
1	1.12%	<input type="checkbox"/>	YES

89 Respondents

Q8. What will be your graduate school status?

Count	Percent		
86	64.18%	<input checked="" type="checkbox"/>	Full time
48	35.82%	<input type="checkbox"/>	Part time
134	Respondents		

Q9. What degree will you receive when you graduate from UNCP this Spring?


















Count	Percent		
134	31.16%		B.A.
176	40.93%		B.S.
0	0.00%		B.I.S.
21	4.88%		B.S.N
24	5.58%		B.S.W.
4	0.93%		B.M.
19	4.42%		M.A.
12	2.79%		M.S.W.
5	1.16%		M.B.A.
8	1.86%		M.P.A.
9	2.09%		M.A.Ed.
16	3.72%		M.S.A.
2	0.47%		M.A.T
430	Respondents		

Q10. What was your undergraduate major here at UNCP?

Count	Percent		
1	0.28%	<input type="text"/>	Accounting
2	0.56%	<input type="text"/>	American Indian Studies
1	0.28%	<input type="text"/>	American Studies
0	0.00%	<input type="text"/>	Applied Physics
1	0.28%	<input type="text"/>	Art: Art Education Licensure (K-12)
3	0.84%	<input type="text"/>	Art: Studio Art
5	1.39%	<input type="text"/>	Athletic Training
12	3.34%	<input type="text"/>	Biology
0	0.00%	<input type="text"/>	Biology: Biology Education Licensure
5	1.39%	<input type="text"/>	Biology: Biomedical Emphasis
0	0.00%	<input type="text"/>	Biology: Botany
1	0.28%	<input type="text"/>	Biology: Environmental Biology
0	0.00%	<input type="text"/>	Biology: Medical Technology
4	1.11%	<input type="text"/>	Biology: Molecular Biology
6	1.67%	<input type="text"/>	Biology: Zoology
0	0.00%	<input type="text"/>	Biotechnology
3	0.84%	<input type="text"/>	Birth-Kindergarten Education
0	0.00%	<input type="text"/>	Business Administration: Economics
6	1.67%	<input type="text"/>	Business Administration: Finance
0	0.00%	<input type="text"/>	Business Administration: Information Technology
2	0.56%	<input type="text"/>	Business Administration: International Business
12	3.34%	<input type="text"/>	Business Administration: Management
7	1.95%	<input type="text"/>	Business Administration: Marketing
0	0.00%	<input type="text"/>	Chemistry: Environmental Chemistry
2	0.56%	<input type="text"/>	Chemistry: Forensic Chemistry
0	0.00%	<input type="text"/>	Chemistry: Molecular Biotechnology
1	0.28%	<input type="text"/>	Chemistry: Pre-Health Professions
0	0.00%	<input type="text"/>	Chemistry: Pre-Pharmacy
7	1.95%	<input type="text"/>	Chemistry: Professional
4	1.11%	<input type="text"/>	Computer Science
34	9.47%	<input type="text"/>	Criminal Justice
27	7.52%	<input type="text"/>	Elementary Education
9	2.51%	<input type="text"/>	English
2	0.56%	<input type="text"/>	English: English Education Licensure
4	1.11%	<input type="text"/>	English: Theatre Arts
3	0.84%	<input type="text"/>	Environmental Science
13	3.62%	<input type="text"/>	Health Promotion
4	1.11%	<input type="text"/>	History
3	0.84%	<input type="text"/>	History: Social Studies Education Licensure
1	0.28%	<input type="text"/>	Information Technology
0	0.00%	<input type="text"/>	Interdisciplinary Studies: Applied Professional Studies
0	0.00%	<input type="text"/>	Interdisciplinary Studies: Applied Information Technology
		<input type="text"/>	

0	0.00%		Interdisciplinary Studies: Criminal Justice
0	0.00%		Interdisciplinary Studies: Cultural Studies
0	0.00%		Interdisciplinary Studies: Family Studies
0	0.00%		Interdisciplinary Studies: Hispanic Commerce
0	0.00%		Interdisciplinary Studies: Hospitality
0	0.00%		Interdisciplinary Studies: Public and Non-Profit Administration
7	1.95%		Mass Communication: Broadcasting
5	1.39%		Mass Communication: Journalism
15	4.18%		Mass Communication: Public Relations
1	0.28%		Mathematics
2	0.56%		Mathematics: Mathematics Education Licensure
1	0.28%		Middle Grades Education: Language Arts and Social Studies
2	0.56%		Middle Grades Education: Mathematics and Science
2	0.56%		Music: B.A.
4	1.11%		Music: B.M. (with Licensure K-12)
0	0.00%		Music: Musical Theatre
18	5.01%		Nursing
2	0.56%		Philosophy and Religion
19	5.29%		Physical Education: Exercise and Sport Science
4	1.11%		Physical Education: Physical Education Licensure
7	1.95%		Physical Education: Recreational Management/Administration
4	1.11%		Political Science
2	0.56%		Political Science: International Studies
5	1.39%		Political Science: Pre-Law
0	0.00%		Political Science: Public Administration
30	8.36%		Psychology
1	0.28%		Science Education
24	6.69%		Social Work
15	4.18%		Sociology
4	1.11%		Spanish
0	0.00%		Spanish: Spanish Education Licensure
0	0.00%		Special Education
359	Respondents		

Q11. What was your graduate major here at UNCP?

Count	Percent		
2	2.82%		Art Education
0	0.00%		Business Administration
4	5.63%		Elementary Education
0	0.00%		English Education
13	18.31%		Master of Social Work
2	2.82%		Mathematics Education
1	1.41%		Middle Grades Education
3	4.23%		Music Education
9	12.68%		Physical Education
6	8.45%		Professional School Counseling
8	11.27%		Public Administration
1	1.41%		Reading Education
14	19.72%		School Administration
2	2.82%		Science Education
4	5.63%		Service Agency Counseling
1	1.41%		Social Studies Education
1	1.41%		Teaching
71 Respondents			

Q12. Are you interested in receiving information on UNCP's Graduate School and programs?

Count	Percent		
176	49.03%		Yes
183	50.97%		No
359 Respondents			

Q13. Please provide the following information to receive information on UNCP's Graduate School and programs:

Count	Percent
0	0.00%
0 Respondents	