

Grad Finale Survey - Spring 2011

Description: This instrument will be administered to students attending an event via laptops. Please set this so that a new survey appears after each is completed.

Date Created: 3/1/2011 3:22:34 PM

Date Range: 3/7/2011 12:00:00 AM - 5/1/2011 11:59:00 PM

Total Respondents: 456

Q1. What is most likely to be your principal activity upon graduation?

Count	Percent		
281	61.62%		Employment, full-time paid
22	4.82%		Employment, part-time paid
82	17.98%		Graduate or professional school, full-time
15	3.29%		Graduate or professional school, part-time
14	3.07%		Additional undergraduate coursework
18	3.95%		Military service
7	1.54%		Volunteer activity (e.g., Peace Corps)
4	0.88%		Starting or raising a family
13	2.85%		Other (please specify)

Count	Percent		
1	7.69%		additional undergraduate course and employment full-time paid
1	7.69%		Doctoral program
1	7.69%		ECU summer program then work
1	7.69%		entrepreneurship
1	7.69%		Grad School, full-time and self-employed
1	7.69%		Internship
1	7.69%		moving overseas
1	7.69%		Nursing School
1	7.69%		politics
1	7.69%		Preparing CPA exam
1	7.69%		Professional Athlete
1	7.69%		take at least a year off before going back to school
1	7.69%		win the lottery

456 Respondents

Q2. Have you accepted a job or are you currently employed and planning to stay in your current position after graduation?

Count	Percent		
131	28.73%		Yes
325	71.27%		No

456 Respondents

Q3. Please provide the following information about your accepted/current position:

Count	Respondent %	Response %	
126	100.00%	25.87%	Position title:

Count	Percent		
2	1.59%		2nd Lt
1	0.79%		2nd Lt.
1	0.79%		Academic Advisor
1	0.79%		Adm Asst to the Director of Clinical Studies

1	0.79%		Administrative Assistant
1	0.79%		Administrator
1	0.79%		Admissions and Marketing Director
1	0.79%		aging specialist
1	0.79%		armor officer
1	0.79%		Assistant
1	0.79%		Assistant Manager
2	1.59%		Assistant Principal
1	0.79%		ASSISTANT PRINCIPAL
1	0.79%		Associate
3	2.38%		Associate Teacher
1	0.79%		Biz Boost Counselor
1	0.79%		Book keeper
1	0.79%		CAE Tutor
1	0.79%		Camp Counselor
2	1.59%		cashier
1	0.79%		CEO
1	0.79%		Christos
1	0.79%		clerk
1	0.79%		Clinical Coordinator
1	0.79%		Clinical Risk Manager
1	0.79%		CNA II
1	0.79%		Collections Rep I
1	0.79%		consultant
1	0.79%		Corporate Purchasing Manager
1	0.79%		Correctional Case Manager
1	0.79%		Counselor
1	0.79%		Curriculum Specialist
1	0.79%		Customer Representative
2	1.59%		Director
1	0.79%		Director Assistant
1	0.79%		Director of Facility Services
1	0.79%		Director of Hospice
1	0.79%		Emergency Medical Technician
1	0.79%		ESL Instructor
1	0.79%		Executive Director
1	0.79%		financial service officer
1	0.79%		Financial Services Officer
1	0.79%		First Year Staff Accountant
1	0.79%		Front End Manager
1	0.79%		Graduate Assistant Athletic Trainer
1	0.79%		Graduate Assistantship
1	0.79%		Health Fitness Technician
1	0.79%		HR Manager

1	0.79%	<input type="checkbox"/>	HSCC II
1	0.79%	<input type="checkbox"/>	Instructional Coach
1	0.79%	<input type="checkbox"/>	Insurance Saleman
1	0.79%	<input type="checkbox"/>	Intern Certified Athletic Trainer
1	0.79%	<input type="checkbox"/>	k
1	0.79%	<input type="checkbox"/>	legal assistant
1	0.79%	<input type="checkbox"/>	Lifeguard
1	0.79%	<input type="checkbox"/>	Magistrate
1	0.79%	<input type="checkbox"/>	mental health specialist
1	0.79%	<input type="checkbox"/>	military
1	0.79%	<input type="checkbox"/>	Mobil Pro
1	0.79%	<input type="checkbox"/>	Nurse
1	0.79%	<input type="checkbox"/>	Nurse Corps Officer
3	2.38%	<input type="checkbox"/>	Officer
1	0.79%	<input type="checkbox"/>	Ops Manager
1	0.79%	<input type="checkbox"/>	Owner/Executive Director
1	0.79%	<input type="checkbox"/>	perasonL Trainer
1	0.79%	<input type="checkbox"/>	PRN
1	0.79%	<input type="checkbox"/>	Program Coordinator
1	0.79%	<input type="checkbox"/>	Regional Ombudsman
1	0.79%	<input type="checkbox"/>	research Assistant
1	0.79%	<input type="checkbox"/>	Research Specialist
1	0.79%	<input type="checkbox"/>	RN
1	0.79%	<input type="checkbox"/>	Salesman
3	2.38%	<input type="checkbox"/>	School Counselor
1	0.79%	<input type="checkbox"/>	SchoolSocial Worker
2	1.59%	<input type="checkbox"/>	Server
1	0.79%	<input type="checkbox"/>	social worker
1	0.79%	<input type="checkbox"/>	Summer Director
6	4.76%	<input type="checkbox"/>	teacher
20	15.87%	<input checked="" type="checkbox"/>	Teacher
2	1.59%	<input type="checkbox"/>	TEACHER
3	2.38%	<input type="checkbox"/>	teacher assistant
1	0.79%	<input type="checkbox"/>	Teacher Assistant
1	0.79%	<input type="checkbox"/>	Training Director
1	0.79%	<input type="checkbox"/>	Tutor
1	0.79%	<input type="checkbox"/>	u.s army
2	1.59%	<input type="checkbox"/>	Waitress
1	0.79%	<input type="checkbox"/>	Writing Center Tutor

123 97.62% 25.26% Employer:

Count	Percent		
1	0.81%	<input type="checkbox"/>	Advanced Auto Parts
1	0.81%	<input type="checkbox"/>	Advantage Behavioral
1	0.81%	<input type="checkbox"/>	Advantage Behavioral INC

1	0.81%	<input type="checkbox"/>	Aqua-clean
1	0.81%	<input type="checkbox"/>	AVON
1	0.81%	<input type="checkbox"/>	BB&T
1	0.81%	<input type="checkbox"/>	BMCO
1	0.81%	<input type="checkbox"/>	Bo's Food Store
1	0.81%	<input type="checkbox"/>	Bryant'a Gun and Pawn
1	0.81%	<input type="checkbox"/>	CAE
1	0.81%	<input type="checkbox"/>	Camp Bow Wow
1	0.81%	<input type="checkbox"/>	Cape Fear Valley Hospital
1	0.81%	<input type="checkbox"/>	Citrin Cooperman
2	1.63%	<input type="checkbox"/>	Columbus County Schools
1	0.81%	<input type="checkbox"/>	Continuum Care Services
1	0.81%	<input type="checkbox"/>	Continuum Homecare and Hospice
2	1.63%	<input type="checkbox"/>	cumberland county
1	0.81%	<input type="checkbox"/>	Cumberland County Public School
4	3.25%	<input type="checkbox"/>	Cumberland County Schools
1	0.81%	<input type="checkbox"/>	DealTech Laptops
1	0.81%	<input type="checkbox"/>	Deno's Pizza Palace
1	0.81%	<input type="checkbox"/>	Dept of Correctional
1	0.81%	<input type="checkbox"/>	East Carolina University
1	0.81%	<input type="checkbox"/>	eastern carolina council of governments
1	0.81%	<input type="checkbox"/>	Exxon
1	0.81%	<input type="checkbox"/>	Fayetteville State university
1	0.81%	<input type="checkbox"/>	first baptist earlychildhood ministry
1	0.81%	<input type="checkbox"/>	Foreign Affaris Office,Guangdong University of Business Studies
1	0.81%	<input type="checkbox"/>	Four County
1	0.81%	<input type="checkbox"/>	Four County Community Services Incorporation
1	0.81%	<input type="checkbox"/>	Fresenius NA
1	0.81%	<input type="checkbox"/>	Frontier Spinning Mills, Inc.
1	0.81%	<input type="checkbox"/>	Gallberry Farm elem
1	0.81%	<input type="checkbox"/>	Gallberry Farm Elementary
1	0.81%	<input type="checkbox"/>	Georgia Insurance
1	0.81%	<input type="checkbox"/>	gym
1	0.81%	<input type="checkbox"/>	harnett county
1	0.81%	<input type="checkbox"/>	HCR ManorCare
1	0.81%	<input type="checkbox"/>	Healthkeeperz
1	0.81%	<input type="checkbox"/>	High-Smith Rainey
1	0.81%	<input type="checkbox"/>	Hoke County Domestic Violence and Sexual Assault Center, Inc.
1	0.81%	<input type="checkbox"/>	Hoke County High School
1	0.81%	<input type="checkbox"/>	k
1	0.81%	<input type="checkbox"/>	kenneth ransom
1	0.81%	<input type="checkbox"/>	King Learning Center
1	0.81%	<input type="checkbox"/>	Krispy Kreme
1	0.81%	<input type="checkbox"/>	lowes

1	0.81%	<input type="checkbox"/>	Lumber River Council of Governments
1	0.81%	<input type="checkbox"/>	Lumberton Housing Authority
1	0.81%	<input type="checkbox"/>	MCCS New River
1	0.81%	<input type="checkbox"/>	Methodist University PA Program
1	0.81%	<input type="checkbox"/>	Millstone 4-H Camp
2	1.63%	<input type="checkbox"/>	moore county schools
1	0.81%	<input type="checkbox"/>	Moore County schools
2	1.63%	<input type="checkbox"/>	Moore County Schools
1	0.81%	<input type="checkbox"/>	Murphy Family Ventures
1	0.81%	<input type="checkbox"/>	NC A&T State University Sports Medicine
1	0.81%	<input type="checkbox"/>	Ninos Migrant Head Start Center
1	0.81%	<input type="checkbox"/>	outback steakhouse
1	0.81%	<input type="checkbox"/>	Palmer Prevention Inc
1	0.81%	<input type="checkbox"/>	Pembroke Rescue
1	0.81%	<input type="checkbox"/>	Pier 41 Seafood
1	0.81%	<input type="checkbox"/>	piggly wiggly
1	0.81%	<input type="checkbox"/>	PPS
1	0.81%	<input type="checkbox"/>	PSORC
4	3.25%	<input type="checkbox"/>	PSRC
3	2.44%	<input type="checkbox"/>	public schools of robeson county
3	2.44%	<input type="checkbox"/>	Public Schools of Robeson County
1	0.81%	<input type="checkbox"/>	public schools of robeson cty
1	0.81%	<input type="checkbox"/>	RCPS
1	0.81%	<input type="checkbox"/>	Richmond Community College
2	1.63%	<input type="checkbox"/>	Richmond County Schools
1	0.81%	<input type="checkbox"/>	Robeson County Health Department
1	0.81%	<input type="checkbox"/>	ROBESON COUNTY SCHOOLS
1	0.81%	<input type="checkbox"/>	SAMPSON COUNTY SCHOOLS
1	0.81%	<input type="checkbox"/>	sandhills childrens center
1	0.81%	<input type="checkbox"/>	SBTDC
1	0.81%	<input type="checkbox"/>	Scotland Accelerated
2	1.63%	<input type="checkbox"/>	Scotland Co. Schools
1	0.81%	<input type="checkbox"/>	Scotland County Schools
1	0.81%	<input type="checkbox"/>	Scotland Memorial
1	0.81%	<input type="checkbox"/>	SECU
1	0.81%	<input type="checkbox"/>	self
1	0.81%	<input type="checkbox"/>	Southeastern Lifestyle Fitness Center
1	0.81%	<input type="checkbox"/>	SRMC
1	0.81%	<input type="checkbox"/>	SRMH LME
1	0.81%	<input type="checkbox"/>	state employees credit union
1	0.81%	<input type="checkbox"/>	State of NC
1	0.81%	<input type="checkbox"/>	Statefarm
1	0.81%	<input type="checkbox"/>	Syracuse University
1	0.81%	<input type="checkbox"/>	The Fresh Market

3	2.44%	<input type="text"/>	UNCP
1	0.81%	<input type="text"/>	UNCP Writing Center
1	0.81%	<input type="text"/>	United States Army
1	0.81%	<input type="text"/>	US Air Force
1	0.81%	<input type="text"/>	us army
2	1.63%	<input type="text"/>	US Army
1	0.81%	<input type="text"/>	US Navy
3	2.44%	<input type="text"/>	USAF
1	0.81%	<input type="text"/>	Waitress
1	0.81%	<input type="text"/>	Wonder world daycare
1	0.81%	<input type="text"/>	woodhaven

122 96.83% 25.05% City/State:

Count	Percent	<input type="text"/>	
1	0.82%	<input type="text"/>	Arizona
1	0.82%	<input type="text"/>	Boston, MA
1	0.82%	<input type="text"/>	California
1	0.82%	<input type="text"/>	CAMERON, NC
1	0.82%	<input type="text"/>	Carthage
1	0.82%	<input type="text"/>	Carthage, NC
1	0.82%	<input type="text"/>	Cerro Gordo, NC
1	0.82%	<input type="text"/>	Charlotte
1	0.82%	<input type="text"/>	Charlotte, NC
1	0.82%	<input type="text"/>	CLINTON
1	0.82%	<input type="text"/>	Concord nc
1	0.82%	<input type="text"/>	Durham, NC
1	0.82%	<input type="text"/>	Ellerbe, Nc
1	0.82%	<input type="text"/>	Fairmont, NC
4	3.28%	<input type="text"/>	Fayetteville
2	1.64%	<input type="text"/>	Fayetteville NC
2	1.64%	<input type="text"/>	Fayetteville, NC
1	0.82%	<input type="text"/>	fayetteville,nc
1	0.82%	<input type="text"/>	Fayetteville,NC
1	0.82%	<input type="text"/>	Fayetteville/ Nc
2	1.64%	<input type="text"/>	Fayetteville/ NC
1	0.82%	<input type="text"/>	Fort Bragg
1	0.82%	<input type="text"/>	Georgia
1	0.82%	<input type="text"/>	gothenburg
1	0.82%	<input type="text"/>	Greensboro, NC
1	0.82%	<input type="text"/>	Greenville, NC
1	0.82%	<input type="text"/>	Guangzhou, China
1	0.82%	<input type="text"/>	Hamlet, NC
1	0.82%	<input type="text"/>	hoffman ,nc
2	1.64%	<input type="text"/>	Hope Mills, NC
1	0.82%	<input type="text"/>	Jacksonville




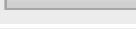







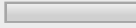











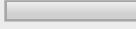

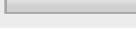



1	0.82%		Jacksonville, NC
1	0.82%		I
1	0.82%		Laurel Hill/ NC
1	0.82%		Laurinburg Nc
3	2.46%		Laurinburg, NC
1	0.82%		Laurinburg/NC
1	0.82%		illington,NC
2	1.64%		lumberton
4	3.28%		Lumberton
4	3.28%		LUMBERTON
1	0.82%		Lumberton N.C.
1	0.82%		lumberton nc
2	1.64%		Lumberton NC
1	0.82%		lumberton, nc
1	0.82%		Lumberton, Nc
11	9.02%		Lumberton, NC
1	0.82%		LUMBERTON, NC
1	0.82%		Lumberton,NC
1	0.82%		Maxton NC
1	0.82%		N/A
2	1.64%		NC
1	0.82%		new bern
1	0.82%		New York, NY
1	0.82%		North Carolina
2	1.64%		Pembroke
1	0.82%		pembroke n.c.
1	0.82%		Pembroke NC
3	2.46%		Pembroke North Carolina
6	4.92%		Pembroke, NC
2	1.64%		pembroke,nc
1	0.82%		Pembroke/NC
1	0.82%		Petersburg, VA
1	0.82%		Pinehurst, NC
1	0.82%		Raeford
3	2.46%		Raeford, NC
2	1.64%		Raleigh NC
1	0.82%		Raliegh, NC
2	1.64%		Rockingham, NC
1	0.82%		rocky mount
1	0.82%		Rowland, Nc
1	0.82%		Sanford, NC
1	0.82%		Shannon, NC
1	0.82%		southern pines , nc
1	0.82%		Southern Pines, NC

1	0.82%	<input type="text"/>	Syracuse
1	0.82%	<input type="text"/>	Tabor City, NC
1	0.82%	<input type="text"/>	Wallace/nc
1	0.82%	<input type="text"/>	Whiteville NC
1	0.82%	<input type="text"/>	Whiteville, NC
1	0.82%	<input type="text"/>	wilmington, nc

116 92.06% 23.82% Start date:

Count	Percent	<input type="text"/>	
1	0.86%	<input type="text"/>	01/01/2006
1	0.86%	<input type="text"/>	01/01/2011
1	0.86%	<input type="text"/>	01/05/2011
1	0.86%	<input type="text"/>	01/07/1999
1	0.86%	<input type="text"/>	01/17/2007
2	1.72%	<input type="text"/>	01/18/2011
1	0.86%	<input type="text"/>	02/01/2005
1	0.86%	<input type="text"/>	02/01/2011
1	0.86%	<input type="text"/>	02/10/2009
1	0.86%	<input type="text"/>	02/27/2004
1	0.86%	<input type="text"/>	03/01/2007
1	0.86%	<input type="text"/>	03/02/2005
1	0.86%	<input type="text"/>	03/16/2009
1	0.86%	<input type="text"/>	03/16/2012
1	0.86%	<input type="text"/>	03/22/2010
1	0.86%	<input type="text"/>	04/12/2006
1	0.86%	<input type="text"/>	04/15/2010
1	0.86%	<input type="text"/>	05/01/1998
1	0.86%	<input type="text"/>	05/02/2010
1	0.86%	<input type="text"/>	05/07/2011
1	0.86%	<input type="text"/>	05/08/2011
1	0.86%	<input type="text"/>	05/09/2011
1	0.86%	<input type="text"/>	05/10/2011
1	0.86%	<input type="text"/>	05/24/2011
1	0.86%	<input type="text"/>	06/01/2010
2	1.72%	<input type="text"/>	06/01/2011
1	0.86%	<input type="text"/>	06/05/2011
1	0.86%	<input type="text"/>	06/10/2009
1	0.86%	<input type="text"/>	06/12/2011
1	0.86%	<input type="text"/>	06/15/2009
1	0.86%	<input type="text"/>	07/07/1997
1	0.86%	<input type="text"/>	07/11/2011
1	0.86%	<input type="text"/>	07/13/2009
1	0.86%	<input type="text"/>	07/28/2008
1	0.86%	<input type="text"/>	08/01/1996
1	0.86%	<input type="text"/>	08/01/1997




1	0.86%		08/01/2003
1	0.86%		08/01/2004
1	0.86%		08/01/2009
1	0.86%		08/01/2010
2	1.72%		08/01/2011
1	0.86%		08/02/2004
1	0.86%		08/02/2010
1	0.86%		08/15/2005
1	0.86%		08/15/2009
1	0.86%		08/17/2010
1	0.86%		08/20/2006
1	0.86%		08/20/2010
1	0.86%		08/22/1995
2	1.72%		08/24/2010
1	0.86%		08/25/2007
3	2.59%		09/01/2010
1	0.86%		09/23/2008
1	0.86%		09/23/2010
1	0.86%		09/24/2004
1	0.86%		1/01/1998
1	0.86%		1/04/1997
1	0.86%		1/1/2001
1	0.86%		1/1/2004
1	0.86%		1/1/2007
1	0.86%		1/12/2011
1	0.86%		1/18/2011
1	0.86%		10/05/2011
1	0.86%		10/10/2006
1	0.86%		10/15/2009
1	0.86%		10/17/2007
1	0.86%		10/19/2009
1	0.86%		11/01/2010
1	0.86%		11/03/1997
1	0.86%		11/17/2009
1	0.86%		11/7/2007
1	0.86%		11/7/2011
1	0.86%		12/1/2005
1	0.86%		12/1/2010
1	0.86%		12/12/2001
1	0.86%		12/15/2010
1	0.86%		12/16/1996
1	0.86%		12/4/2010
1	0.86%		12/8/2008
1	0.86%		2/10/2011

1	0.86%		2/23/2010
1	0.86%		3/16/2008
1	0.86%		3/16/2011
2	1.72%		3/17/2011
1	0.86%		33/55/2011
1	0.86%		4/14/2005
1	0.86%		5/01/2011
1	0.86%		5/10/2009
1	0.86%		5/2/1994
1	0.86%		5/7/2011
1	0.86%		6/21/1992
1	0.86%		6/7/2011
1	0.86%		7/01/2009
1	0.86%		7/1/1997
1	0.86%		7/1/2003
1	0.86%		7/15/2000
1	0.86%		7/15/2009
1	0.86%		7/18/1993
1	0.86%		8/1/2007
1	0.86%		8/1/2008
1	0.86%		8/1/2010
1	0.86%		8/1/2011
1	0.86%		8/12/2007
1	0.86%		8/14/2000
1	0.86%		8/15/2004
1	0.86%		8/15/2011
1	0.86%		8/20/2006
1	0.86%		8/4/2007
1	0.86%		9/1/2006




126 Respondents

487 Responses

Q4. Is this a position you held during (or before) your studies at UNCP?


Count	Percent		
100	76.92%		Yes
30	23.08%		No
130	Respondents		

Q5. Will you be attending graduate school after graduation?




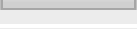

Count	Percent		
152	33.41%		Yes
303	66.59%		No
455	Respondents		



Q6. Please provide the following information about the graduate school you will be attending:

Count	Respondent %	Response %
-------	--------------	------------



Count	Percent		
1	1.02%		A&T
1	1.02%		BA
1	1.02%		Barry University
1	1.02%		Cal State East Bay
1	1.02%		Campbell University
1	1.02%		East Carolina University
4	4.08%		ECU
1	1.02%		fatyettville state university
1	1.02%		Fayetteville State Univwesity
1	1.02%		Florida International University
1	1.02%		Florida State University
1	1.02%		Geader Webb
2	2.04%		Liberty University
1	1.02%		Medical University of South Carolina
1	1.02%		n/a
3	3.06%		N/A
1	1.02%		NC State
1	1.02%		NCSU
1	1.02%		Northeastern University
1	1.02%		Not Accepted yet
2	2.04%		not sure
1	1.02%		Old Dominion University
1	1.02%		pembroke
1	1.02%		Pending
3	3.06%		Syracuse University
1	1.02%		UF
1	1.02%		UNC Chapel Hill
1	1.02%		UNC Charlotte
1	1.02%		UNC Greensboro
6	6.12%		UNC Pembroke
1	1.02%		uncc
2	2.04%		UNCC
1	1.02%		UNC-Charlotte
3	3.06%		uncp
1	1.02%		unc-p
27	27.55%		UNCP
4	4.08%		UNCW
1	1.02%		undecided
4	4.08%		Undecided
1	1.02%		universities in Europe (not sure which one yet)
1	1.02%		University of NC Pembroke
1	1.02%		University of North Carolina at Pembroke

1	1.02%		unknoqn
1	1.02%		unknown
3	3.06%		Unknown
1	1.02%		USC
1	1.02%		Virginia Tech

97 90.65% 33.45%   Program/major:

Count	Percent		
1	1.03%		Accounting and Information Systems
1	1.03%		art
1	1.03%		ba
1	1.03%		Biological Sciences
1	1.03%		biology
1	1.03%		Birth-Kindergarten
4	4.12%		Business
1	1.03%		communication studies
1	1.03%		computer science
1	1.03%		Counseling
2	2.06%		Couseling
1	1.03%		Criminal Justice
1	1.03%		Criminl Justice
1	1.03%		CRJ
1	1.03%		CSC
1	1.03%		Doctor Nursing Practice
1	1.03%		early childhood
1	1.03%		Education in Nursing
1	1.03%		Educational Leadership
1	1.03%		Exercise and Sport Science
1	1.03%		Exercise Physiologoy
2	2.06%		Finance
1	1.03%		Fine Arts
1	1.03%		Genetic Counseling
1	1.03%		health administration
1	1.03%		Healthcare administration
1	1.03%		history
1	1.03%		History
1	1.03%		information technology
1	1.03%		International affairs
1	1.03%		Law
1	1.03%		Marketing
1	1.03%		Marriage and Family Counseling
2	2.06%		Marriage and Family Therapy
1	1.03%		massage therapy
1	1.03%		Master of Marriage and Family Counseling
1	1.03%		Master of Social Work

1	1.03%	<input type="checkbox"/>	masters of economics
1	1.03%	<input type="checkbox"/>	Mathematical Finance
1	1.03%	<input type="checkbox"/>	Mathematics Education
1	1.03%	<input type="checkbox"/>	MBA
2	2.06%	<input type="checkbox"/>	Mental Health Counseling
2	2.06%	<input type="checkbox"/>	n/a
1	1.03%	<input type="checkbox"/>	N/A
1	1.03%	<input type="checkbox"/>	Neurobiology
1	1.03%	<input type="checkbox"/>	Occupational Therapy
1	1.03%	<input type="checkbox"/>	PE
1	1.03%	<input type="checkbox"/>	Ph.D biochemistry and molecular biology
1	1.03%	<input type="checkbox"/>	Pharmacy
1	1.03%	<input type="checkbox"/>	Physical Edu
3	3.09%	<input type="checkbox"/>	physical education
2	2.06%	<input type="checkbox"/>	Physical Education
1	1.03%	<input type="checkbox"/>	physical therapy
1	1.03%	<input type="checkbox"/>	Physical Therapy
1	1.03%	<input type="checkbox"/>	Physician's Asistant
1	1.03%	<input type="checkbox"/>	Political Science or Public Administration
2	2.06%	<input type="checkbox"/>	Psychology
1	1.03%	<input type="checkbox"/>	Public admin
1	1.03%	<input type="checkbox"/>	Public Administration
1	1.03%	<input type="checkbox"/>	Recreation Therapy
1	1.03%	<input type="checkbox"/>	Rehabilitation Counseling
1	1.03%	<input type="checkbox"/>	Rel
1	1.03%	<input type="checkbox"/>	Religion
2	2.06%	<input type="checkbox"/>	School Administration
2	2.06%	<input type="checkbox"/>	school counseling
2	2.06%	<input type="checkbox"/>	School Counseling
1	1.03%	<input type="checkbox"/>	Science Education
1	1.03%	<input type="checkbox"/>	social work
8	8.25%	<input type="checkbox"/>	Social Work
1	1.03%	<input type="checkbox"/>	Sport Management
1	1.03%	<input type="checkbox"/>	Sports Admin
1	1.03%	<input type="checkbox"/>	Sports Administration
1	1.03%	<input type="checkbox"/>	Student Affairs
1	1.03%	<input type="checkbox"/>	unknown
1	1.03%	<input type="checkbox"/>	Unknown

95 88.79% 32.76% Degree (MBA, MPA, MA, M.Ed., etc.):

Count	Percent		
1	1.05%	<input type="checkbox"/>	Bachelors
1	1.05%	<input type="checkbox"/>	bs
1	1.05%	<input type="checkbox"/>	BS
1	1.05%	<input type="checkbox"/>	Business Management/Marketing

1	1.05%		DNP
1	1.05%		Ed. D.
1	1.05%		ETC
1	1.05%		J.D.
2	2.11%		m.ed
2	2.11%		M.Ed
2	2.11%		M.ED
3	3.16%		ma
25	26.32%		MA
1	1.05%		Masters in Accounting
1	1.05%		MAT
2	2.11%		mba
14	14.74%		MBA
1	1.05%		MD
1	1.05%		MDA
1	1.05%		mfa
1	1.05%		MFA
1	1.05%		mpa
5	5.26%		MPA
4	4.21%		MS
1	1.05%		MSN
9	9.47%		MSW
2	2.11%		n/a
1	1.05%		N/A
1	1.05%		Ph.D
1	1.05%		Ph.D.
1	1.05%		PharmD
2	2.11%		PhD
1	1.05%		PHD
1	1.05%		Sociology
1	1.05%		unknown

107 Respondents

290 Responses




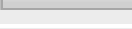










Q7. If you have not yet been accepted, where have you applied?

Count Percent

104 100.00%



Count	Percent	
1	0.96%	Appalachian State University, UNCG, WCU,
1	0.96%	applied
1	0.96%	California University of Pennsylvania, Boise State, Alabama State, Hawaii University,
1	0.96%	Central University
1	0.96%	Charlotte school of law, NC Central school of law, Southern University school of law
1	0.96%	COUNSELING
1	0.96%	Duke, Carolina, State, Charlotte

2	1.92%	<input type="checkbox"/>	ECU
1	0.96%	<input type="checkbox"/>	ECU, UNC
1	0.96%	<input type="checkbox"/>	FAU, Webber International, and PBAU
1	0.96%	<input type="checkbox"/>	fayetteville state
1	0.96%	<input type="checkbox"/>	GEORGE MASON UNIVERSITY
1	0.96%	<input type="checkbox"/>	Grand Canyon
1	0.96%	<input type="checkbox"/>	have not applied yet
1	0.96%	<input type="checkbox"/>	haven't yet
1	0.96%	<input type="checkbox"/>	I have, at UNCP- graduating
1	0.96%	<input type="checkbox"/>	I will be sending apps this April
1	0.96%	<input type="checkbox"/>	job
1	0.96%	<input type="checkbox"/>	march 1st
6	5.77%	<input type="checkbox"/>	n/a
2	1.92%	<input type="checkbox"/>	N/A
1	0.96%	<input type="checkbox"/>	na
5	4.81%	<input type="checkbox"/>	NA
1	0.96%	<input type="checkbox"/>	NCSU, Duke, UNC-CH, Clemson
1	0.96%	<input type="checkbox"/>	NCSU, UNCC
8	7.69%	<input type="checkbox"/>	no
2	1.92%	<input type="checkbox"/>	No
1	0.96%	<input type="checkbox"/>	NO
1	0.96%	<input type="checkbox"/>	no where
2	1.92%	<input type="checkbox"/>	no where yet
1	0.96%	<input type="checkbox"/>	No where yet, depends on my commander
2	1.92%	<input type="checkbox"/>	none
1	0.96%	<input type="checkbox"/>	North Carolina State Unversity
1	0.96%	<input type="checkbox"/>	North Carolina State Unversity and ECU
1	0.96%	<input type="checkbox"/>	not applied
7	6.73%	<input type="checkbox"/>	not yet
1	0.96%	<input type="checkbox"/>	NYU
1	0.96%	<input type="checkbox"/>	Pending
1	0.96%	<input type="checkbox"/>	schools in Europe
1	0.96%	<input type="checkbox"/>	South Carolina Law
1	0.96%	<input type="checkbox"/>	Texas State
1	0.96%	<input type="checkbox"/>	this month
1	0.96%	<input type="checkbox"/>	UGA
1	0.96%	<input type="checkbox"/>	UNC Greensboro
2	1.92%	<input type="checkbox"/>	UNC Pembroke
1	0.96%	<input type="checkbox"/>	UNCC
1	0.96%	<input type="checkbox"/>	UNCC, UNCP,
1	0.96%	<input type="checkbox"/>	UNC-Greensboro
2	1.92%	<input type="checkbox"/>	uncp
1	0.96%	<input type="checkbox"/>	unc-p
6	5.77%	<input type="checkbox"/>	UNCP

1	0.96%		UNCP - Will apply
1	0.96%		uncp, uncc, uncg
1	0.96%		UNCP, UNCG, UNCW
1	0.96%		UNCW, UNC
1	0.96%		UNCW/ FSU
1	0.96%		Univeristy of North Carolina at Greensboro
1	0.96%		University of Miami, Winston Salem, Bradley University
1	0.96%		University of South Carolina Columbia
2	1.92%		unknown
1	0.96%		Wake Forest University Law, Charlotte School of Law, Campbell Law, Charlotte Law, NCCU Law
1	0.96%		Wake Forest University, UNCC
1	0.96%		wcu, ecu
1	0.96%		WSSU
3	2.88%		yes
2	1.92%		Yes














104 Respondents

Q8. How will you be attending graduate school?

Count	Percent		
102	67.55%		Full time student
49	32.45%		Part time student

151 Respondents

Q9. What degree did you receive from UNCP?

Count	Percent		
128	28.19%		BA
192	42.29%		BS
2	0.44%		BIS
21	4.63%		BSN
10	2.20%		BSW
1	0.22%		BM
17	3.74%		MA
23	5.07%		MSW
12	2.64%		MBA
13	2.86%		MPA
11	2.42%		MA.Ed
18	3.96%		MSA
6	1.32%		MAT

454 Respondents

Q10. Major:

Count	Percent		
9	2.54%		Accounting
1	0.28%		American Indian Studies
0	0.00%		American Studies
1	0.28%		Applied Physics
5	1.41%		Art
0	0.00%		Art: Art Education Licensure (K-12)
8	2.26%		Athletic Training
22	6.21%		Biology
7	1.98%		Biology: Biomedical Emphasis
0	0.00%		Biology: Botany
1	0.28%		Biology: Environmental Biology
2	0.56%		Biology: Molecular Biology
4	1.13%		Biology: Zoology
1	0.28%		Biotechnology
5	1.41%		Birth-Kindergarten Education
1	0.28%		Business Administration: Economics
0	0.00%		Business Administration: Entrepreneurship
6	1.69%		Business Administration: Finance
1	0.28%		Business Administration: Information Technology
2	0.56%		Business Administration: International Business
18	5.08%		Business Administration: Management
5	1.41%		Business Administration: Marketing
0	0.00%		Chemistry: Environmental Chemistry
3	0.85%		Chemistry: Forensic Chemistry
1	0.28%		Chemistry: Molecular Biotechnology
0	0.00%		Chemistry: Pre-Health Professions
1	0.28%		Chemistry: Pre-Pharmacy
3	0.85%		Chemistry: Professional
2	0.56%		Computer Science
24	6.78%		Criminal Justice
20	5.65%		Elementary Education
5	1.41%		English
0	0.00%		English: English Licensure
0	0.00%		English: Theatre Arts
2	0.56%		English: Secondary Education 9-12
0	0.00%		English: Middle Grades Language Arts
1	0.28%		English: Education 6-9
1	0.28%		Environmental Science
10	2.82%		Health Promotion
10	2.82%		History
2	0.56%		History: Social Studies Education Licensure
2	0.56%		Information Technology

1	0.28%		Interdisciplinary Studies: Applied Professional Studies
0	0.00%		Interdisciplinary Studies: Applied Information Technology
1	0.28%		Interdisciplinary Studies: Criminal Justice
0	0.00%		Interdisciplinary Studies: Cultural Studies
0	0.00%		Interdisciplinary Studies: Family Studies
0	0.00%		Interdisciplinary Studies: Hispanic Commerce
0	0.00%		Interdisciplinary Studies: Hospitality
1	0.28%		Interdisciplinary Studies: Public and Non-Profit Administration
9	2.54%		Mass Communication: Broadcasting
3	0.85%		Mass Communication: Journalism
8	2.26%		Mass Communication: Public Relations
1	0.28%		Mathematics
2	0.56%		Mathematics: Mathematics Education Licensure
1	0.28%		Middle Grades Education: Language Arts and Social Studies
3	0.85%		Middle Grades Education: Mathematics and Science
1	0.28%		Music: B.A.
0	0.00%		Music: B.M. (with Licensure K-12)
0	0.00%		Music: Musical Theatre
19	5.37%		Nursing
3	0.85%		Philosophy and Religion
4	1.13%		Exercise and Sport Science: Health Promotion
2	0.56%		Exercise and Sport Science: Recreation
20	5.65%		Exercise and Sport Science: Exercise Physiology
4	1.13%		Exercise and Sport Science: Sport Management
10	2.82%		Physical Education: Health/Physical Education Licensure
2	0.56%		Political Science
2	0.56%		Political Science: International Studies
4	1.13%		Political Science: Pre-Law
0	0.00%		Political Science: Public Administration
26	7.34%		Psychology
1	0.28%		Science Education
11	3.11%		Social Work
26	7.34%		Sociology
1	0.28%		Spanish
0	0.00%		Spanish: Spanish Education Licensure
2	0.56%		Special Education
354 Respondents			

Q11. Major:

Count	Percent		
0	0.00%		Art Education
12	12.00%		Business Administration
6	6.00%		Elementary Education
2	2.00%		Mental Health Counseling
2	2.00%		Middle Grades Education
7	7.00%		Professional School Counseling
2	2.00%		Reading Education
1	1.00%		English Education: ESL Add-On Licensure
1	1.00%		Mathematics Education
1	1.00%		Music Education
11	11.00%		Physical Education
13	13.00%		Public Administration
16	16.00%		School Administration
1	1.00%		Science Education
2	2.00%		Social Studies Education
23	23.00%		Social Work
0	0.00%		Teaching
100 Respondents			

Q12. Are you interested in receiving information on UNCP's Graduate School and programs?

Count	Percent		
157	34.58%		Yes
297	65.42%		No
454 Respondents			

Q13. Please provide the following information:

Count	Percent
0 Respondents	