

# Game Show Night

Description:

Date Created: 12/13/2010 11:18:00 AM

Date Range: 2/8/2011 12:00:00 AM - 2/9/2011 11:59:00 PM

Total Respondents: 23






Q1. How did you hear about this program? (Check all that apply)				
Count	Respondent %	Response %		
3	13.04%	12.00%		E-mail
6	26.09%	24.00%		Flyer
2	8.70%	8.00%		UNCP Student Health Services website
0	0.00%	0.00%		Facebook
12	52.17%	48.00%		Friend/word of mouth
2	8.70%	8.00%		Other (please specify)
23 Respondents				
25 Responses				

Q2. Please indicate your level of agreement with the following statement: - The program well organized.				
Count	Percent			
12	52.17%			Strongly agree
10	43.48%			Moderately agree
0	0.00%			Neither agree nor disagree
1	4.35%			Moderately disagree
0	0.00%			Strongly disagree
23 Respondents				

Q3. Please indicate your level of agreement with the following statement: - The facilitator was knowledgeable.				
Count	Percent			
12	52.17%			Strongly agree
10	43.48%			Moderately agree
1	4.35%			Neither agree nor disagree
0	0.00%			Moderately disagree
0	0.00%			Strongly disagree
23 Respondents				

Q4. Please indicate your level of agreement with the following statement: - This program gave me useful information on the subject.				
Count	Percent			
18	78.26%			Strongly agree
4	17.39%			Moderately agree
1	4.35%			Neither agree nor disagree
0	0.00%			Moderately disagree
0	0.00%			Strongly disagree
23 Respondents				

Q5. Please indicate your level of agreement with the following statement: - I learned something new from this program.

Count	Percent		
14	60.87%		Strongly agree
6	26.09%		Moderately agree
2	8.70%		Neither agree nor disagree
0	0.00%		Moderately disagree
1	4.35%		Strongly disagree
23	Respondents		




Q6. Please indicate the extent to which attending this workshop increased your knowledge of the following: - Sexual health

Count	Percent		
13	56.52%		A great deal
4	17.39%		Considerably
3	13.04%		Moderately
2	8.70%		Slightly
1	4.35%		Not at all
23	Respondents		

Q7. Please indicate the extent to which attending this workshop increased your knowledge of the following: - Use of alcohol

Count	Percent		
11	47.83%		A great deal
6	26.09%		Considerably
4	17.39%		Moderately
1	4.35%		Slightly
1	4.35%		Not at all
23	Respondents		

Q8. Please indicate the extent to which attending this workshop increased your knowledge of the following: - Use of tobacco

Count	Percent		
12	52.17%		A great deal
7	30.43%		Considerably
1	4.35%		Moderately
2	8.70%		Slightly
1	4.35%		Not at all
23	Respondents		

Q9. What was your favorite part of this program?

Count	Percent	
17	100.00%	
17	Respondents	

Q10. What was your least favorite part of this program?

Count	Percent	
14	100.00%	
14	Respondents	

Q11. How would you rate the quality of the program overall?

Count	Percent		
12	52.17%		Excellent
9	39.13%		Good
2	8.70%		Average
0	0.00%		Below average
0	0.00%		Poor
23	Respondents		

Q12. Would you recommend this program to others?

Count	Percent		
18	78.26%		Definitely yes
5	21.74%		Probably yes
0	0.00%		Probably no
0	0.00%		Definitely no
23	Respondents		

Q13. Do you have any additional comments or suggestions?

Count	Percent		
0	0.00%		Yes (please explain)
23	100.00%		No
23	Respondents		