

Native American HIV Awareness

Description:

Date Created: 12/13/2010 11:22:59 AM

Date Range: 3/15/2011 12:00:00 AM - 3/16/2011 11:59:00 PM

Total Respondents: 10

Q1. Of which of the following was your knowledge/awareness increased as a result of attending this workshop? (Check all that apply; please scroll)

Count	Respondent %	Response %		
0	0.00%	0.00%	<input type="checkbox"/>	Effects of stress
8	80.00%	38.10%	<input checked="" type="checkbox"/>	HIV/AIDS
0	0.00%	0.00%	<input type="checkbox"/>	Mental health
1	10.00%	4.76%	<input checked="" type="checkbox"/>	Men's health
4	40.00%	19.05%	<input checked="" type="checkbox"/>	Women's health
5	50.00%	23.81%	<input checked="" type="checkbox"/>	Sexual health
0	0.00%	0.00%	<input type="checkbox"/>	Nutrition and exercise
1	10.00%	4.76%	<input checked="" type="checkbox"/>	Use of alcohol
2	20.00%	9.52%	<input checked="" type="checkbox"/>	Use of drugs
0	0.00%	0.00%	<input type="checkbox"/>	Other (please specify)
10 Respondents				
21 Responses				

Q2. Please indicate your level of agreement with the following statement: - The program was well organized.

Count	Percent		
5	50.00%	<input checked="" type="checkbox"/>	Strongly agree
5	50.00%	<input checked="" type="checkbox"/>	Moderately agree
0	0.00%	<input type="checkbox"/>	Neither agree nor disagree
0	0.00%	<input type="checkbox"/>	Moderately disagree
0	0.00%	<input type="checkbox"/>	Strongly disagree
10 Respondents			






Q3. Please indicate your level of agreement with the following statement: - The facilitator demonstrated knowledge of the subject matter.

Count	Percent		
9	90.00%	<input checked="" type="checkbox"/>	Strongly agree
1	10.00%	<input checked="" type="checkbox"/>	Moderately agree
0	0.00%	<input type="checkbox"/>	Neither agree nor disagree
0	0.00%	<input type="checkbox"/>	Moderately disagree
0	0.00%	<input type="checkbox"/>	Strongly disagree
10 Respondents			



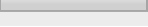


Q4. Please indicate your level of agreement with the following statement: - I learned something new from this program.

Count	Percent		
6	60.00%	<input checked="" type="checkbox"/>	Strongly agree
4	40.00%	<input checked="" type="checkbox"/>	Moderately agree
0	0.00%	<input type="checkbox"/>	Neither agree nor disagree
0	0.00%	<input type="checkbox"/>	Moderately disagree
0	0.00%	<input type="checkbox"/>	Strongly disagree
10 Respondents			

Q5. Please indicate your level of agreement with the following statement: - This program gave me useful information on its subject.

Count	Percent		
9	90.00%		Strongly agree
1	10.00%		Moderately agree
0	0.00%		Neither agree nor disagree
0	0.00%		Moderately disagree
0	0.00%		Strongly disagree
10	Respondents		

Q6. Please indicate your level of agreement with the following statement: - This program gave me a better understanding of the subject matter.

Count	Percent		
8	80.00%		Strongly agree
2	20.00%		Moderately agree
0	0.00%		Neither agree nor disagree
0	0.00%		Moderately disagree
0	0.00%		Strongly disagree
10	Respondents		

Q7. Please provide any comments on your responses to the previous statements:

Count	Percent		
3	100.00%		
3	Respondents		



Q8. What was your favorite part of this program?

Count	Percent		
8	100.00%		
8	Respondents		

Q9. What was your least favorite part of this program?

Count	Percent		
4	100.00%		
4	Respondents		

Q10. Do you have any additional comments or suggestions?

Count	Percent		
0	0.00%		Yes (please explain)
10	100.00%		No
10	Respondents		